




English - 2020 

FURLING SYSTEMS

NEW PRODUCTS

NEX:

New range of flying sail furlers



- **NEW!** Ratchet feature "FurlAssist"
- Available with or without ratchet feature
- For sailing boats up to 80 feet

NEX^e:

Motorized flying sails furlers



- Operate flying sails safely and without effort
- For gennakers and asymmetrical spinnakers up to 250m²

HOOK 4T:

4T hybrid swivel hook:



- For sails with hook
- Perfect solution for monohull like Class 40

TABLE OF CONTENTS

PROFURL introduction	p 4 - 8
Manual reefing systems	p 9 - 18
Structural furlers PRO AM	p 19 - 22
Flying sail furlers NEX	p 23 - 32
Top down spinnaker furler SPINEX	p 33 - 39
Furling system accessories	p 40
Motorized furlers NDE2 & NDH2	p 41 - 44
Motorized flying sails furler: NEXe	p 45 - 48
In boom mainsail furler: MK4	p 49 - 50
Stayfurler NEX STR	p 51 - 56
Flying sail furlers, swivel hooks, stay furlers: NEX Hybrid	p 57-59
Technical documents	p 60 -66
Contact	p 67

Introduction

THE BEST OF PROFURL FOR ALL OUR CUSTOMERS

In 1980 PROFURL developed its first furling system and then quickly became one of the pioneers of this technology, as well as the worldwide market leader.


Today, thanks to its over 40 years of experience in the reefing-furling market, PROFURL is still considered as one of the major market players.

Whatever your sailing program is (cruising, racing, off shore), and depending on the size of your boat or your budget, you will always find the appropriate PROFURL product to equip your yacht.

Our motto: Deliver the best of PROFURL technology to all our customers.



X-Plore expeditions - Profurl in the extreme South
Profurl products are designed and manufactured to work for you, no matter where you want to sail. Perfect for all your needs, from the toughest to the smoothest sailing!



PROFURL:

a comprehensive range of products

PROFURL systems are adapted to any kind of sailing program; off shore races, single handed races around the world, cruising...

- > Manual headsail reefing-furling systems for cruising and racing.
- > Motorized headsail systems for big boats.
- > MK4 in-boom furler: for 15 to 18m boats
- > Flying sails furlers for racing and cruising
- > Stayfurlers for racing and fast cruising



X-Yachts - XC45 - ©X-Yachts

PROFURL: a Wichard Group brand

Made in France: Profurl reefing systems are made in France, guaranteeing quality and peace of mind

The Wichard Group, a world famous French marine hardware manufacturer, took over PROFURL in 2002.

Wichard: specializes in marine hardware: blocks, stainless steel products, tiller extensions...

Product development

R&D: A high involvement

- > Our products are first developed by the R&D department based in Pornichet on the West coast of France. The systems are developed by a team of highly skilled engineers, assisted by the latest computer tools and software.
- > PROFURL products are the result of a tight collaboration between the R&D team and the world's riggers, sail makers and sailors.
- > Each part is submitted to a range of scientific tests in order to test their resistance, beyond what could actually be experienced on a yacht

A rigorous manufacturing process

- > The raw materials are carefully selected and are part of high level specifications, which are planned for extensive use of the systems.
- > The mechanical parts are machined using a controlled patented process, and using extrusions of the purest metallurgical quality. PROFURL systems are not manufactured from castings which can contain impurities causing inherent weaknesses.
- > Each part is micro-balled for a perfect surface finish and then anodised in a special green-gold process in order to assure the best protection against harsh marine environment.

Tests at sea

- > Each new product is submitted to the sea in the most extreme conditions.
- > The systems are also tested by marine industry professionals including some of the world's greatest skippers, sailmakers...

The reasons to choose a PROFURL system

- > A comprehensive range of products meeting your needs.
- > Reliable and performant systems.
- > No maintenance required.
- > A warranty on each product (e.g: 10 year warranty for the manual furling systems).
- > A complete traceability process for a better quality.
- > A professional and efficient assistance.
- > A global network of distributors.
- > Over 30 years of experience in the field.
- > Made in France



Traceability process: each Profurl product is identified by a serial number.

Satisfying our customers first



HIGH QUALITY OF PRODUCTS AND TRACEABILITY

Each system has a serial number engraved in order to trace our products throughout the unit life.

WARRANTY

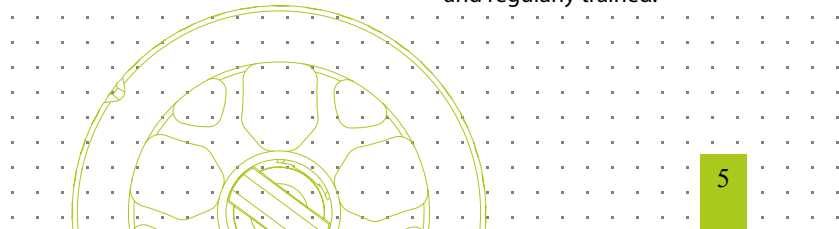
Each PROFURL product benefits from a world wide warranty: e.g. 10 year warranty for the manual headsail furlers.

ASSISTANCE

Our hotline is available to answer all your questions: product choice, special fitting...

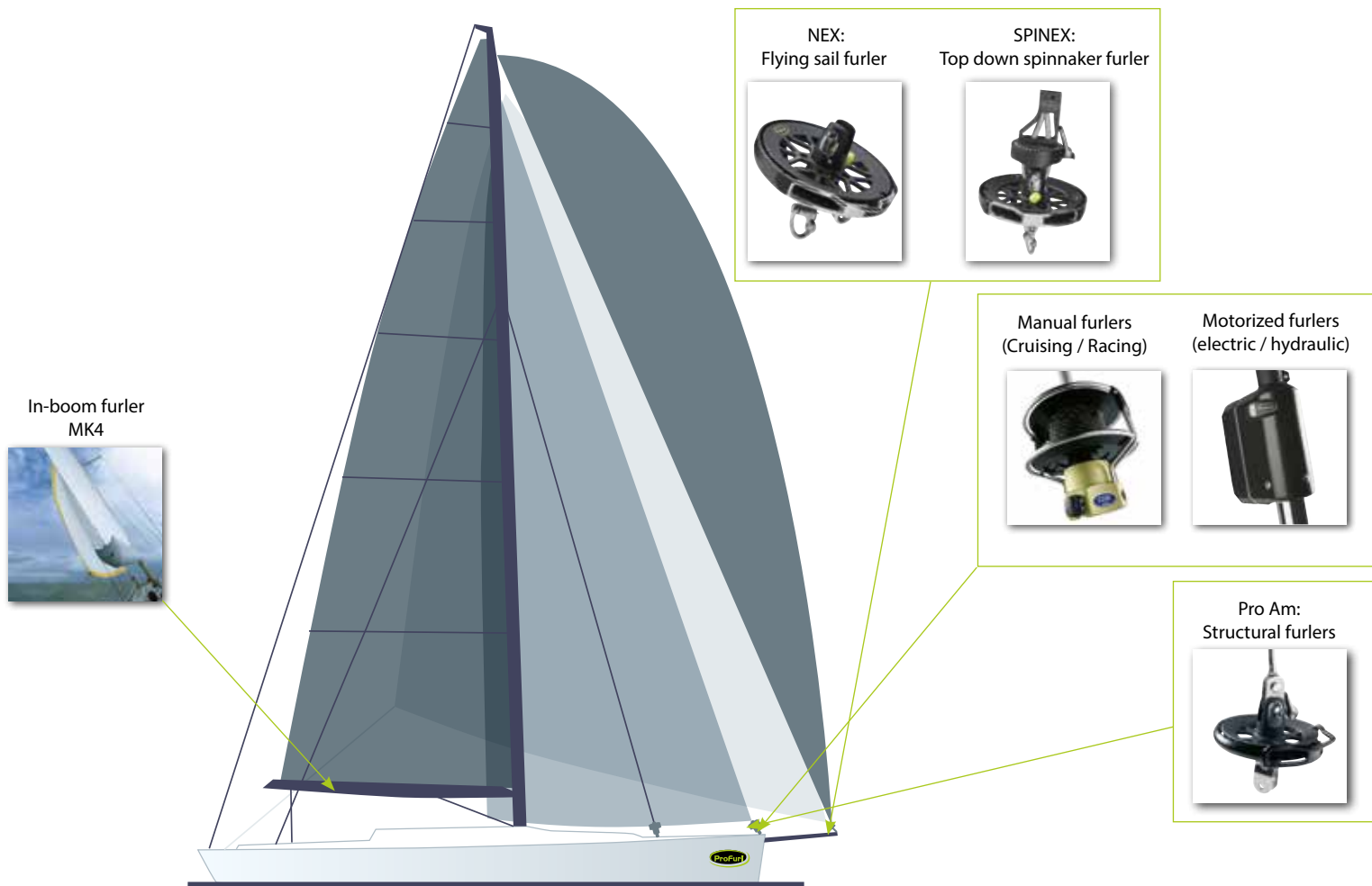
A GLOBAL NETWORK OF DISTRIBUTORS

PROFURL products are distributed in more than 50 countries all over the world through a network of professionals well qualified and regularly trained.



PROFURL PRODUCT OVERVIEW

CRUISING BOATS



	Structural system (acts as a forestay for the mast)	Sails which can be used with this system	Partial furling of the sail	Possibility to sail with a sail fully deployed	Possibility to drop the sails	Sailing programs
Manual reefing systems	No	<ul style="list-style-type: none"> • Genoa • Staysail • Solent jib 	Yes	Yes	Yes	<ul style="list-style-type: none"> • Cruising • Ocean racing • Long distance cruising
Structural furlers PRO AM	Yes	<ul style="list-style-type: none"> • Genoa • Solent jib 	No	Yes	Yes	<ul style="list-style-type: none"> • Regatta / one design • Day boat
Motorized reefing systems	No	<ul style="list-style-type: none"> • Genoa • Staysail • Solent jib 	Yes	Yes	Yes	<ul style="list-style-type: none"> • Cruising • Long distance cruising
Flying sail furlers NEX	No	<ul style="list-style-type: none"> • Gennaker • Code zero • Staysail • Solent jib • etc... 	No	Yes	Yes	<ul style="list-style-type: none"> • Ocean racing • Offshore racing • Regatta • Cruising • Long distance cruising
Top down furler SPINEX	No	<ul style="list-style-type: none"> • Asymmetric spinnaker 	No	Yes	Yes	<ul style="list-style-type: none"> • Cruising • Long distance cruising

RACING BOATS



	Structural system (acts as a forestay for the mast)	Sails which can be used with this system	Partial furling of the sail	Possibility to sail with a sail fully deployed	Possibility to drop the sails	Sailing programs
Flying sail furlers NEX HYBRID Swivel Hooks	No	<ul style="list-style-type: none"> • Gennaker • Code zero • Sails with hooks 	No	Yes	Yes	<ul style="list-style-type: none"> • Ocean racing • Maxi-yachts
Flying sail furlers NEX	No	<ul style="list-style-type: none"> • Gennaker • Code zero • Staysail • Solent jib• etc... 	No	Yes	Yes	<ul style="list-style-type: none"> • Ocean racing • Offshore racing • Regatta • Cruising • Long distance cruising
Stayfurlers NEX STR	Yes	<ul style="list-style-type: none"> • Genoa • Staysail • Solent jib 	No	Yes	No	<ul style="list-style-type: none"> • Ocean racing • Offshore racing • Regatta / one design • Day boat

Introduction



IMOCA Open 60: Bureau Vallée 2



Class 40 - Cr dit Mutuel



103' multihull Idec Sport

Profurl: a major player in ocean racing

Since the 1980s Profurl has been an integral part of regattas and offshore racing history. Boc Challenge, Vend e Globe, Route du Rhum, circumnavigation records, mini transat and more recently the America's Cup... Profurl has stood shoulder to shoulder with skippers and equipped all kinds of racing boats from mini 6.50 to 40 m maxi trimarans.

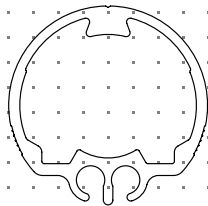
Our unequalled references

- > 2005: World record of Francis Joyon on the multihull Idec (72 days).
- > 2006: Transpacific record on Geronimo with Olivier de Kersauzon.
- > 2006: 1st rank Route du Rhum - Roland Jourdain on Sill & V olia (Open 60')
- > 2008: Round the world, non stop, singlehanded record - Francis Joyon on Idec
- > 2010: Route du Rhum: 1st rank: Groupama 3 multihull
- > 2012: 24H solo record: F Joyon / Idec
- > 2013: Single-handed North Atlantic Record: F Joyon / IDEC
- > 2014: Route du Rhum: 1st rank: Banque Populaire 7
2nd rank: Spindrift 2
- > **2015: Transat Jacques Vabre:**
 - 1st rank: Vincent Riou on PRB**
 - 2nd rank: Armel Le Cl ac'h on Banque Populaire 8**
- > **2016 / 2017:**
 - > **Victory in the Vend e Globe Race**
 - > **The Jules Verne Trophy: the IDEC Maxi Trimaran - F Joyon, breaking the record in 40 days**
- > **2018: Route du Rhum**
 - 1st rank: Francis Joyon / Idec Sport**
- > **2019: Transat Jacques Vabre:**
 - Class 40: 1st rank: Cr dit Mutuel - Lipinski**
 - IMOCA: 2nd rank: PRB - Escoffier**



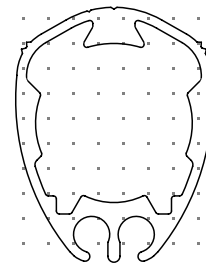
**MANUAL REEFING SYSTEMS
CRUISING, RACING &
BELOW THE DECK MODELS**

Manual reefing systems



CRUISING SYSTEMS

With 9 models, the Cruising range offers robustness and safety. They are dedicated to boats from 5 to 26 m. They integrate innovations like the double cage arms and the new feeder design. The Cruising models are equipped with silver anodised extrusions.



RACING SYSTEMS

The Racing systems bring performance and ease of use thanks to innovations like the opening pre-feeder delivered as standard. They are dedicated to boats from 6 to 20 m and have been especially designed for the racing-cruising sailors. They are equipped with black aerofoil extrusions.



High performance systems...

- > The extrusions are made lighter and stronger thanks to a special alloy (6106).
- > The ball bearings have an optimized weight / resistance ratio.
- > The Wichard opening pre-feeder is delivered as standard on Racing models to hoist the sail faster.



...reliable and maintenance free

- > The ball bearings are made of high strength 100 C6 carbon steel and are sealed in a grease bath to increase their working load and prevent corrosion.
- > Watertightness is achieved by the use of two double lip seals preventing foreign bodies (salt, sand, dust, water) from entering the bearing mechanism.
- > The not deformable plastic drums withstand impact (e.g: anchor bump, collision) and are resistant to UV.



Ease of use

PROFURL manual furling systems have been designed to ease operations:

- > The standard feeder enables to easily hoist the sail by only one crew member.
- > The optional opening pre-feeder, manufactured by Wichard, smoothly guides the sail's luff tape into the extrusions, whilst rapidly hoisting the sail. When re-hoisting it, the pre-feeder can be reattached to the luff tape without removing the headsail from the extrusion.



Safety of use

- > Double cage arms (exclusive to PROFURL) prevent the furling line from jumping off the drum and allow the furling line to re-align onto the drum by simply pulling on the line.
- > Stainless steel locking devices are dedicated to boats with a closed to deck fitting.
- > On the C480, C520, C530 and R480 models, special locking devices have been designed to withstand the higher loads.



Reliability of materials

PROFURL rigorously selects the materials to be used for the manufacturing of the different components: these parts are submitted to bench-tests in order to assess their resistance.

- > Ball bearings are made of high strength 100 C6 carbon steel.
- > Drums are made of high impact plastic.
- > Extrusions use a special alloy (6106) and offer one of the best weight / resistance ratios.
- > The feeder and the opening pre-feeder are made of stainless steel (316L), except for C290.



The benefits of PROFURL systems

- > A wide range of reefing systems for cruising and racing.
- > Cruising systems for boats from 5 to 26 m with round silver anodized extrusions.
- > Racing models for boats from 6 to 20 m with black aerofoil anodized extrusions.
- > One forestay diameter for one furling system.
- > The ability to use an existing forestay (in most cases).
- > Several fitting possibilities: standard, long link plates, with turnbuckle cylinder, below deck, stainless steel lockers
- > Light and robust extrusions.
- > Maintenance free ball bearings.
- > Insulation of the different materials.
- > **10 year world wide limited warranty.**



XC 42 - ©X-Yachts

Manual reefing systems

Components of models (C290 to C430 - R250 to R430)

Swivel:

- Ball bearings sealed in a grease bath.
- Two watertight double lips seals to prevent foreign bodies from entering (water, salt, dust...).

Extrusions:

- Aluminium extrusions (Cruising: round silver anodised / Racing: aerofoil black anodised).
- Light weight specialised alloy.
- Optimum torque resistance.

Locking devices:

- Standard ones for Cruising and Racing models with short link plates
- Stainless steel locking devices with insulated bushes (recommended for boats with high/intensive use). Also mandatory in case of closed to deck fitting.
- The locking devices are available for standard, medium and long link plates attachment configurations.



Wrapstop:

Fixed at the top of the stay, it radically prevents the halyard from wrapping around the stay, and reduces potential halyard chafe.

Feeder (except C290):

- Stainless steel (316L).
- No fitting tool, attachment is made with a Velcro webbing.
- Option: opening pre-feeder from Wichard.

Drum mechanism:

- Withstands tremendous impact.
- Double cage arms prevent the furling line from jumping off the drum.
- Removable: the headsail can be hoisted and set as per a racing foil.
- The drum mechanism contains a maintenance free ball bearings system.

Components of C480, C520, C530 and R480 models

Feeder:

- Stainless steel (316L).
- No fitting tool, attachment is made with a Velcro webbing.
- Option: opening pre-feeder from Wichard.

Locking devices:

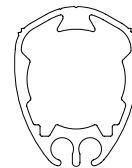
New stream line drum mechanism design. Made from two counter plastic halves, and including retaining screws, to withstand lateral loads.



The C480, C520, C530 and R480 are designed for yachts from 14.5 m to 26 m. They integrate both the current PROFURL components and innovations developed to withstand the loads submitted on yachts of this length.

Extrusion:

A new joiner system with an enhanced grip of the connector screws.



The drum:

As per other PROFURL manual headsail furling models, the rope drum and cage are removable. The furling line is attached to one half of the furling drum allowing for removal/rebuild. The double cage arms are engineered to withstand the yachts loads and maintain the alignment of the furling line onto the rope drum.

Manual reefing systems

DECK ATTACHMENT CONFIGURATIONS


PROFURL furling systems can be adapted to your boat's configuration, not vice versa. PROFURL offers a wide range of fittings, a description of each fitting configuration is listed below:



Long link plates fitting



1 Standard fitting with short link plates




2 Long link plates fitting



3 Close to the deck fitting with stainless steel lockers



4 Fitting with turnbuckle cylinder



5 Below the deck fitting

What kind of fitting for my furling system?

1

STANDARD FITTING WITH SHORT LINK PLATES

Type of locking devices: standard and threaded pin for a stay eye fitting

- ⊕ Raise the drum mechanism in order to clear the deck in case of obstacles (bow roller etc.).
- ⊕ Fitting with adjustment plates is also possible

2

FITTING WITH LONG LINK PLATES

Type of locking devices: standard

- ⊕ The drum can be lifted to avoid interference with the anchor and to reduce the sail chafe on the lifelines.
- ⊕ The forestay length is still adjustable.

3

FITTING CLOSE TO THE DECK

Type of locking devices: stainless steel and smooth pin

- ⊕ Increase the luff length

4

FITTING WITH A TURNBUCKLE CYLINDER

The rigging screw goes into the turnbuckle cylinder.

- ⊕ The furler can be fitted lower to the deck.
- ⊕ It is also possible to use a combination of a turnbuckle cylinder and long link plates.

5

BELOW THE DECK FITTING

⊕ An aesthetic solution chosen by some boatbuilders (Bénéteau, X-Yacht). Please contact us for more information.

- ⊕ Adjustable tack fitting

C260: THE FURLING SYSTEMS FOR LIGHT BOATS

Especially designed for boats from 5 to 7 m, the C260 model is a self-contained halyard furling system. Cost-effective, easy to install on the existing forestay, the C260 does not require any maintenance.

> The self-contained halyard system

On light sail boats - especially fractionally rigged - it is usually difficult to obtain a tight forestay. The C260 with its self-contained halyard helps to minimise forestay sag by reducing mast compression created by a combination of loads from the halyard and sail.


> Ease of installation

The C260 does not require a specialised attachment to the forestay stem head, it is simply attached to the lower swage terminal of the forestay (eye and holes plates or turnbuckle).

For boats transported and stored on a trailer, the C260 can be separated in two sections reducing the risk of damage while in transit.

> Ease of use

The self-contained halyard passes over a sheave box fitted into the top of the extrusion and returns down to a sheave and cam cleat. Once the sail is hoisted and tensioned, the remaining length of the halyard is used as a furling line.



Manual reefing systems



CRUISING MODELS

- > Large range of 10 models for boats from 5 to 26 m.
 - > Round and silver anodised profile.
 - > Several fitting possibilities: adjustment plates, long link plates, turnbuckle cylinder, below the deck fitting, stainless steel locking devices
 - > Additional option: opening pre-feeder, stainless steel locking devices
 - > 10 year world wide limited warranty.
 - > **New:** the C290, C320, C350, C420 and C520 models can hold an increased forestay diameter.
- For example: for an 8mm forestay, you can choose a C320 instead of a C350. If using a swageless eye, you must take both the maximum sail surface area and the drum capacity into consideration.

How to choose my furling system?

To correctly select your own furling system, refer to the following steps:

- Step 1: Define your sailing program: cruising or racing-cruising.
- Step 2: Measure accurately the diameter of the forestay (see table below).
- Step 3: Choose one of the fitting systems described on page 14.

		Boat length (meter) & max sail area										
Model	max forestay Ø mm	5 - 7	7 - 9	9.50	10	11	12	13	14	16	18	26+
C260	5	15M ²										
C290	6.35 / 7*		30M ²									
C320	7 / 8*			40M ²								
C350	8 / 10*					55M ²						
C420	10 / 12.7*							80M ²				
C430	12.7								100M ²			
C480	14.3									120M ²		
C520	16 / 19*										140M ²	
C530	19											220M ²

Cruising range	C260	C290	C320	C350	C420	C430	C480	C520	C530	
	Self-contained halyard	Halyard swivel systems								
Max forestay Ø (mm)	5	6,35 / 7*	7 / 8*	8 / 10*	10/12.7*	12,7	14,3	16 / 19*	19	
Equivalent in # rod	-	# 10	# 12	# 17	# 22	# 40	# 48	# 60	# 76	
Clevis pin Ø (mm)	-	8-10-12-14-16	10-12	14-16-19	22-25	16-18-19-22-25-28				
Furling standard length (m)	8,50	10	12	14	16	18	18	20	22	
Extrusion length (m)		2								
Weight / meter (Kg)	0,408	0,557	0,661	0,728	0,933	0,933	1,200	1,460	1,460	
Removable drum	No	No	Yes							
Feeder	No	No	Yes							
Double luff groove	Yes	No	Yes							
Luff line Ø (mm)	6	5				6				
Luff rope pre-feeder	No	Option								
Long link plates	No	Option								
Turnbuckle cylinder	No	Yes	Option							
Stainless steel locking devices	No	Option: all models but C430 model - Specific locking devices: C480, C520, C530								
Warranty	10 year world wide warranty									

*If using a swageless eye, you must take both the maximum sail surface area and the drum capacity into consideration.

RACING MODELS

- > Range of 5 models for boats from 6 to 20 m.
- > Black anodised aerofoil profile.
- > Several fittings: adjustment plates, long link plates, turnbuckle cylinder, below the deck fitting, stainless steel locking devices
- > Options: stainless steel locking devices, turnbuckle cylinder
- > 10 year world wide limited warranty.



How to choose my furling system?

To correctly select your own furling system, refer to the following steps:

Step 1: Define your sailing program: cruising or racing-cruising.

Step 2: Measure accurately the diameter of the forestay (see table below).

Step 3: Choose one of the fitting systems described on page 14.

		Boat length (meter) & max sail area										
Model	Max forestay Ø mm	6	7	8	9	10	11	12	13	14	16	19
R250	6.35	30M ²										
R350	8				45M ²							
R420	10						70M ²					
R430	11.1							90M ²				
R480	12.7 / 14*									100M ²		

Racing range	R250	R350	R420	R430	R480
	Halyard swivel systems				
Max. forestay Ø (mm)	6,35	8	10	11.1	12.7 / 14*
Equivalent in # rod	# 10	# 17	# 22	# 30	# 40
Clevis pin Ø (mm)	8-10-12-14-16		10-12-14-16-19-22-25		16-18-19-22-25-28
Furling standard length (m)	8	12	14	16	18
Extrusion length (m)	2	2	2	2	2
Weight / meter Kg	0,383	0,638	0,835	0,835	1,200
Removable drum			Yes		
Feeder			Yes		
Opening pre-feeder			Yes		
Double luff groove			Yes		
Luff line Ø (mm)		5 mm			6 mm
Long link plates			Option		
Turnbuckle cylinder			Option		
Stainless steel locking devices	Option for all models but R430 model - For R480 specific locking devices				
Warranty	10 year world wide warranty				

*If using a swageless eye, you must take both the maximum sail surface area and the drum capacity into consideration.

Manual reefing systems



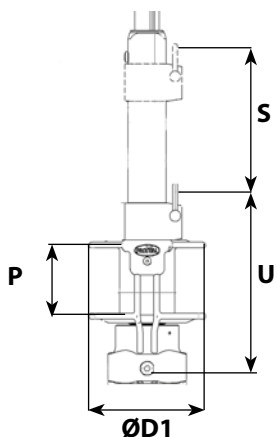
BELOW THE DECK MODELS

- > For Cruising models from C290 to C430 and Racing models from R250 to R480
- > Adjustable tack point above the deck
- > Aesthetic solution enabling easier operations with anchor
- > Optimized luff and thus better boat performances
- > 10 year world wide warranty



© photo X Yachts

Below the deck fitting	C290	C320SP	C350SP	C420SP	C430SP	R250SP	R350SP	R420SP	R430SP	R480SP
Model	Cruising model - round & silver profil					Racing model - oval & black profil				
Max sail area	30 m ²	40 m ²	55 m ²	80 m ²	100 m ²	30 m ²	45 m ²	70 m ²	90 m ²	100 m ²
Max. forestay Ø (mm)	6,35	7	8	10	12,7	6,35	8	10	11,1	12
Equivalent in # rod	# 10	# 12	# 17	# 22	# 40	# 10	# 17	# 22	# 30	# 40
Clevis pin Ø (mm)	8/10/12/14/16		10/12/14/16/19/22/25			8/10/12/14/16		10/12/14/16/19/22/25		16/19/22 / 25/28
Furling standard length (m)	10	12	14	16	18	8	12	14	16	18
Extrusion length (m)	2 m									
Weight / meter Kg	0,557	0,661	0,728	0,933	0,933	0,383	0,638	0,835	0,835	1.200
Removable drum	No									
Feeder	No	Yes								
Opening prefeeder	Option					Yes				
Double luff groove	No	Yes								
Luff line Ø (mm)	5									6
Long link plates	Option									
Turnbuckle cylinder	Yes									
Stainless steel locking devices	Option for all models but C430SP and R430SP models - Specific locking devices for R480 model									
Warranty	10 year world wide warranty									



BELOW THE DECK: DIMENSIONS (MM)										
	C290	C320SP	C350SP	C420SP	C430SP	R250SP	R350SP	R420SP	R430SP	R480SP
P	150	190	190	190	190	150	190	190	190	250
S	170	250	300	300	300	170	250	300	300	690
U	213	265	265	265	265	210	265	265	265	342
ØD1	140	192	222	242	242	140	192	242	242	276



PRO AM
STRUCTURAL FURLERS

PRO AM

STRUCTURAL FURLERS

PRO AM

STRUCTURAL FURLERS


PRO AM is a new generation of structural furlers for 5 to 9.5 metre boats designed for “all or nothing” sailing (with sails fully unfurled). The sail is hoisted and hauled thanks to a second swivel called a “halyard swivel”.

PRO AM also allows you to strike the sail for wintering, maintenance or just for storage after use.

3 sizes available for 5, 6 and 7 mm diameter stays.

Why choosing PRO AM?

- > The ideal system for Day Boats and Sports Boats
- > Light and easy to handle
- > Sail can be hoisted and lowered
- > Possibility to remove easily the halyard swivel only.
- > Quick fitting and removal for trailer boats
- > Profurl system: maintenance-free components mounted in a sealed grease bath.
- > Three-year Profurl worldwide limited warranty.



What's the difference between PRO AM and a classic furler?

Structural

> The stay fastens directly on the spool and the swivel, so PRO AM supports the mast.

All or nothing sailing

> Because it is a structural element, PRO AM allows you to sail with the sail fully unfurled or fully furled. A classic furler with extrusions allows you to sail partially furled.

Efficient

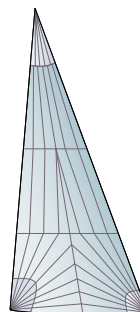
> The PRO AM halyard swivel is fitted with ball bearings to ensure excellent rotation even under heavy loads.
> PRO AM has light and compact components (spool and swivel) and textile fastening systems on the halyard swivel. With no extrusions to increase windage, the sail enjoys superior performance.

PRO AM applications

- > Day boats
- > Sports boats
- > One designs and class boats (J80, Surprise, Dragon...)

Sail types

- > Jib, solent mounted on snap hook or sleeve



PRO AM: how does it work?

- 1 Unlike a classic furler, the PRO AM has a halyard swivel (or tensioning swivel) which allows you to hoist and lower the sail.
- 2 Attachment of the halyard on the halyard swivel
- 3 The halyard clew of the sail is fastened to the Wichard soft shackle.
- 4 The head swivel allows the cable to rotate and thus furl the sail.
- 5 The tack of the sail is fastened to the Wichard shackle.
- 6 The stay (5, 6 or 7 mm single strand) is fastened to the drum and the swivel at the head
- 7 The stainless steel toggles are fitted to the boat's deck and mast.



Performance

S-GRIP: Better line grip

The special groove design, allowing for deformation of the line, ensures:

- better line grip, even when wet!
- easier furling
- minimum line wear



OPTIMAL FURLING: Furl without effort

The optimal spool diameter provides ideal torque, which:

- makes furling easier
- reduces effort



XTRA-LIGHT SYSTEMS: Lightness first

The size and weight of each component (spool, swivel, and terminals) have been optimised to:

- improve sailing performance
- ensure easier handling of the systems



Safety


SAFE SYSTEM enables you to stop the running of the furling line during deployment of sail and thus:

- prevent accidents or damage caused by a free running line.
- manoeuvre more quickly and easily
- prevent excessive wear of the line



SMART LOCK: Wire lock (only on fork models)

- Wire locking system completely integrated into the drum mechanism
- No need to use a lanyard.
- No risk of jamming caused by adjacent lines.
- Keeps the pin free to turn (no strain).
- Locking indicator on the pin.



PRO AM

STRUCTURAL FURLERS

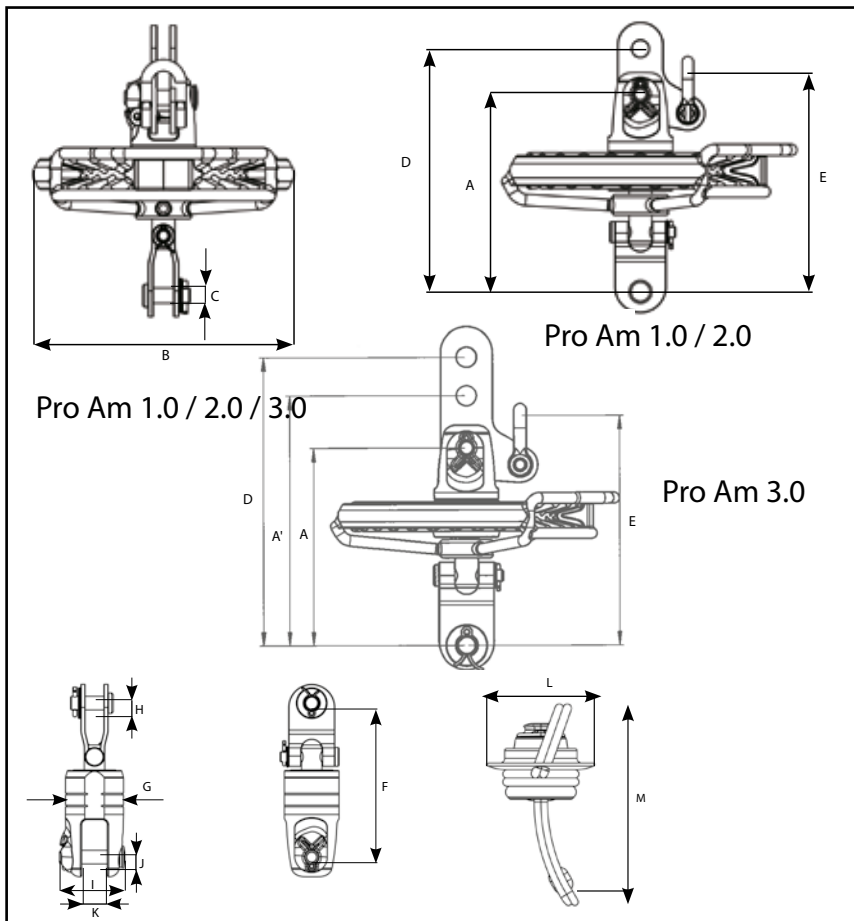
CHOOSE YOUR PRO AM FOR BOATS FROM 5 TO 12M:

	PRO AM 1.0	PRO AM 2.0	PRO AM 3.0
Boat length	from 5 to 7 m	from 7 to 9,5 m	from 9 to 12 m
Forestay diameter	5 mm	6 mm	7 mm
System working load*	1000 Kg	2000 Kg	2000 Kg
Halyard swivel working load	600 Kg	600 Kg	600 Kg
Spool diameter	120 mm	150 mm	150 mm
Pin toggle diameter	8 mm	10 mm	12 mm
Pin eye diameter	8 mm	10 mm	12 mm

*: The spool and swivel working loads take into consideration the stainless steel cable breaking loads used as a forestay.



Technical data: ProAm



Technical data: spool	PRO AM 1.0	PRO AM 2.0	PRO AM 3.0
A / A' mm	104	122	128 / 162
B mm	140	180	180
C mm	8	10	12
D mm	128	152	187
E mm	118	142	149
Ø spool : mm	120	150	150
Ø furling line mm	10	10	10
Weight: spool (only) Kg	0.660	1.080	1.080

Swivel	PRO AM 1.0	PRO AM 2.0	PRO AM 3.0
F mm	90	109	115
G mm	34	42	42
Ø H mm	8	10	12
I mm	38	47	47
J mm	8	10	10
K mm	15	18	18
Swivel weight Kg	0.210	0.340	0.340
Halyard swivel			
L mm	70	70	70
M mm	129	129	129
Halyard swivel weight (only) Kg	0,150	0,150	0.150



NEX
GENERATION
FLYING SAILS FURLER

NEX

Flying sail furlers

NEX, THE NEW GENERATION FURLER

The new version of the Nex furler is now available with many innovations and technological improvements. These innovations, resulting from our expertise gained since the launch of the first version of the NEX in 2010 will bring you even more performance, safety and comfort when sailing.

Its range of 7 models covers all sizes of sails (up to 350m²) and enables it to equip boats of more than 80'.

Why choose a NEX furler?

- **Performance:** Speed of furling, weight and optimized footprint
- **Comfort and safety** during furling/unfurling operations FurlAssist (pawl function), ease of furling
- **Ease of use:** easy installation, fast and intuitive sail trimming
- **Reliable,** proven and maintenance-free technology
- **Wide range of end fittings** for better adaptation to your deck layout
- **Product with modern design**
- **3-year international warranty**

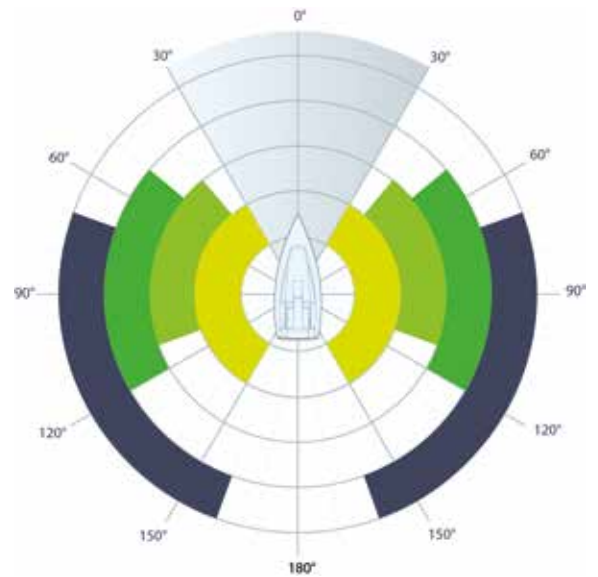
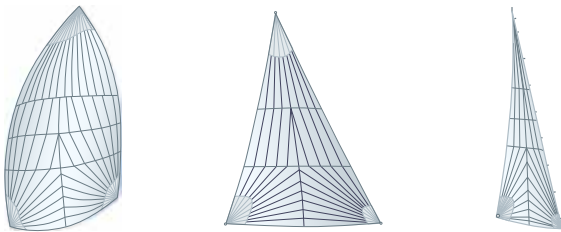


What types of sails?

NEX furlers are intended for flying light wind or heavy sails. Developed in partnership with the largest sailmakers, the NEX furlers allow you to get the best out of your sails while handling them easily and safely

↘ **Light sails:**
Gennaker, Code 0, Screacher, light genoa

↘ **Heavy sails:**
• Solent, stay sail



NEX furlers: the reference in the racing world:

Since their launch in 2010, NEX furlers have often been in the lead in offshore races and have been chosen to equip the most efficient yachts:

- IMOCA,
- Class 40,
- Ultim,
- Multi 50,
- M32,
- Mini 6.50
- Etc...



NEX

Flying sail furlers

SAFETY

SAFE SYSTEM : Removable line

Already present on the 1st generation of NEX, the SAFE SYSTEM enables you to stop the furling line running during sail deployment and therefore helps:

- prevent accidents or damage caused by a free running line.
- manoeuvre more quickly and easily
- prevent excessive wear of the line



NEW TERMINALS:

- Swivel eye
- Compact halyard block
- Solid sheave

See pages 30 and 31

PERFORMANCE

OPTIMUM FURLING : Furl quickly and without effort

A real technological improvement, Nex drums are the widest on the market and provide:

- Fast furling speed
- Comfortable furling needing less effort during manoeuvres. A real advantage with small crews



XTRA-LITE SYSTEMS : Continuously striving for lightness

The general design and the choice of materials enable us to offer systems that are ever lighter for:

- Improved performance of the boat
- Ease of use of the systems during manoeuvres



S-GRIP : Better line grip

The specific design of the drum groove provides:

- Better rope grip
- Easier sail furling without skidding
- Limited rope wear



NEW :
Anti-shock housing for
better protection and longer life



EASY TO USE

I-CONNECT : **Quick fit sailing system**

Available on swivel shackle and drum mechanisms, I-Connect offers:

- Quick opening and closing of the pin by pulling on the ball (regardless of the direction of the force)
- Excellent grip (even with gloves)
- A simple new mechanism without jamming - easy to dismantle



QUICK FIT : **Line Fitting**

Already present on the 1st NEX, Quick Fit makes fitting and removing a spliced line quick and easy:

- Quick Installation
- Possibility of splicing to length
- Possibility of leaving the line in position
- Possibility of using the same line for several systems



TUNE & LOCK : **Easy fitting and adjustment**

Installation and adjustment of the housing is made simple with a single screw:

- Precise adjustment of the housing according to the orientation of the line
- Decreases the friction of the line on the housing
- Automatic height adjustment of the housing



INNOVATION!

FURLASSIST: **INTUITIVE AND SAFE ASSISTANCE** **FOR FURLING**

A MAJOR INNOVATION of this new Nex range, the FURLASSIST ratchet function is a real plus for your manoeuvres allowing::


- Better control of furling avoiding accidental unfurling of the sail
- Reliable furling due to the permanent engagement of the pawl
- Safety: it only unlocks when hauling in the line fast
- Simplicity: operates in both directions and without additional line
- Easy installation and removal (2 screws)

NEX

Flying sail furlers

SELECTION TABLE

	NEX 0.9	NEX 1.5	NEX 2.5	NEX 4.0	NEX 6.5	NEX 8.0	NEX 12.0
Light sail area (i.e gennaker)*	35m ²	60 m ²	80 m ²	120 m ²	220 m ²	250 m ²	350 m ²
Stormsail area*		20 m ²	30 m ²	45 m ²	65 m ²		
Option : Ratchet feature FurlAssist	-	√	√	√	√	√	√
Working Load**	900 Kg	1500 Kg	2500 Kg	4000 Kg	6500 Kg	8000 Kg	12.000 Kg
Spool diameter	120 mm	150 mm	180 mm	220 mm	220 mm	250 mm	250 mm
Standard lower terminal	Clevis pin snap shackle	Clevis pin snap shackle	Clevis pin snap shackle	Clevis pin snap shackle	Trigger snap shackle	Trigger snap shackle	
Standard upper terminal	Swivel eye	D shackle	D shackle	D shackle	D shackle	D shackle	D shackle
Examples for a monohull	Mini 6.50 - Cruising boat 27'	Cruising boat 32'	Cruising boat 42'	Cruising boat 50'	Cruising boat 55'	Cruising boat 60'	Cruising boat +65'



Description	D shackle	Eye	Halyard block	MXEvo: halyard shackle
For models	As standard on all models but NEX 0.9	<ul style="list-style-type: none"> • NEX 0.9: as standard • Option: from NEX 1.5 to NEX 6.5 	<ul style="list-style-type: none"> • Option for all models (not available for NEX 0.9 & NEX 1.5) 	<ul style="list-style-type: none"> • Option for all models
Benefits	<ul style="list-style-type: none"> • Wichard forged shackle in High resistance stainless steel 	<ul style="list-style-type: none"> • Compact • Prevents the rope wear • Perfect for lashings 	<ul style="list-style-type: none"> • 2/1 halyard • No loop - no twist • Compact • Dismantable • With balls + bearing 	<ul style="list-style-type: none"> • 2/1 halyard • Becket for 3/1 purchase • Heavy load • Compact • Stainless steel • Rope dia: 8 to 14 mm
Upper terminals	√	√	√	√
Lower terminals	X	√	√	√

*: The values shown in the table are for information only and should be verified by a professional taking into account the characteristics of the boat.

** The working loads shown are the maximum working loads of the mechanisms only and are not the loads of the complete system when terminals are included. The product should not be used above these working loads in any circumstances.

Profurl + points: Proven and unique technology

- Performance even under high loads
- Reliability and longevity of the mechanisms



NEX furlers and manual furlers share the Profurl technology that has created the reputation of the brand: Profurl mechanisms are the only ones to use bearings made from very hard **100C6 carbon steel** which allow furling even under high loads (no crushing of the balls). The mechanism is mounted in a waterproof grease bath and is protected from external aggressions (salt, sand, etc.) and does not require any maintenance.



Clevis pin snap shackle

- As standard on all models from NEX 0.9 to NEX4.0

- Wichard forged snap shackle
- Ergonomic ball for quick opening

X

✓



Speedlink: trigger snap shackle

- As standard from NEX 6.5 to 8.0

- Wichard forged snap shackle
- Quick opening
- Compact

X

✓



Solid sheave

- Option: from NEX1.5 to NEX12.0

- With becket
- Quick opening
- 3/1 purchase
- Stainless steel

X

✓



Swivel hook

- NEX4.0, NEX 6.5 and NEX8.0

- Weight savings
- Compact
- Ease of installation (no drilling)
- Reduce mast compression

✓

X

NEX

Flying sail furlers

ACCESSORIES

SWIVEL TACK POINT FOR SPINNAKER :

Spinnaker tack: available for Nex 4.0, 6.5 and 8.0, spinnaker tacks connect to the drum and allow you to furl asymmetric spinnakers top down.



STAINLESS STEEL AND ALUMINIUM THIMBLES

Available in stainless steel or aluminium, their form facilitates the positioning of the sail in the mechanism forks. Their cut-outs allow good positioning of the lashings avoiding excessive wear. Stainless steel thimbles are an economical solution. Aluminium thimbles provide performance and lightness; they are used for racing programmes.



CABLE-FREE THIMBLES

The cable-free thimbles aim at being installed on sails without furling cable. Their specific design enables the optimized furling and easy fitting of the webbings..

Available in 3 sizes for NEX2.5, 4.0, 6.5 and 8.0



ANTI-TORSION CABLE CLAMPS

For anti-torque cables (dia 9, 11, 13 and 15 mm)

- Can be used for gennaker with Marlow ProDrive +
- Can be used for asymmetric spinnakers with most of the anti-torque cables available on the market
- Material : Duplex grade stainless steel



ANTI-TORQUE CABLES :

Profurl offer anti-torque cables cut at length in various diameter

- Dynex Hampidjan cable - available in 9, 11, 13 and 15 diameter
- Cable Marlow ProDrive2 - available in 9, 11, 13 and 15 diameter



SPLICED FURLING LINES

Available in 8 and 10 mm diameter - From 12 to 26m

High quality spliced furling line offering higher product lifetime. Prevents the risk to be locked into the spool.



FLYING SAIL FURLER WITH DRUM

- > With a drum and a single furling line similar to manual headsail furler.
- > Economical system.
- > Easy to install on board



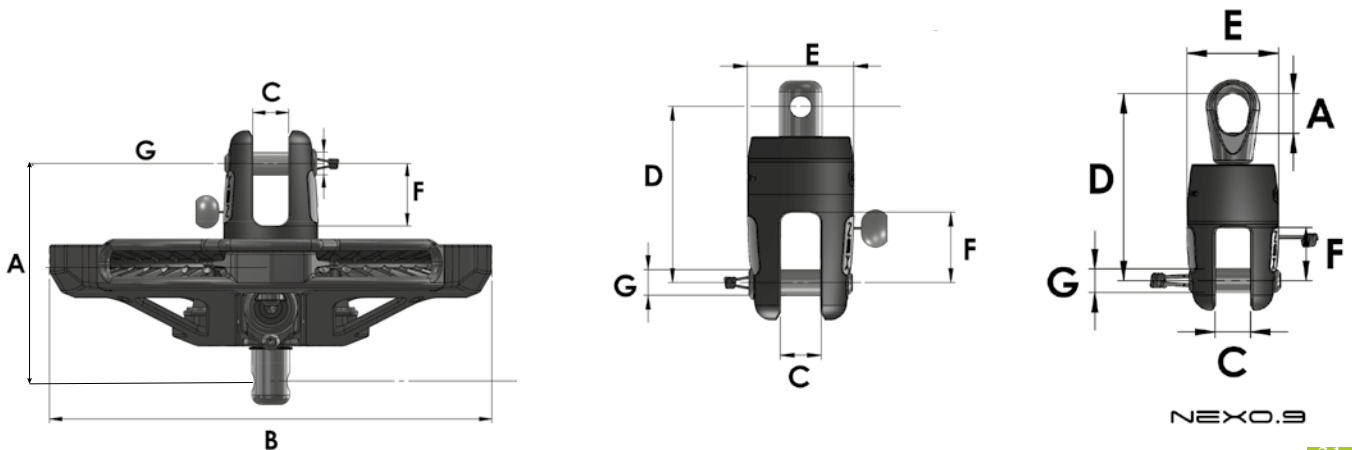
Non contractual photo

Contact us for more information

TECHNICAL DATA

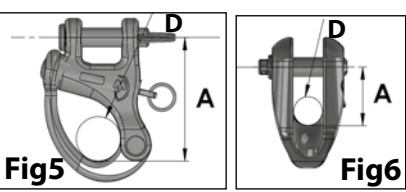
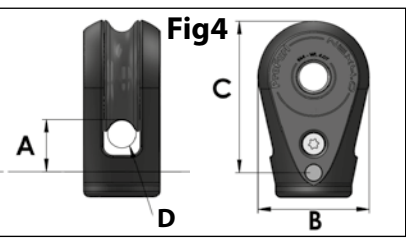
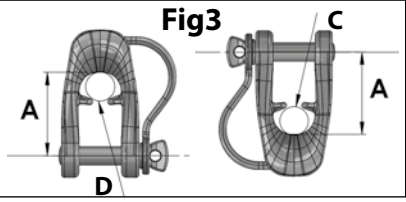
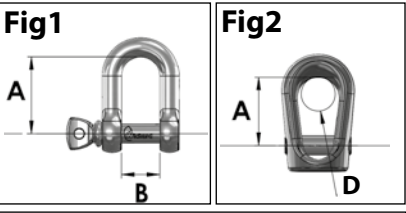
Technical data: spool	NEX 0.9	NEX 1.5	NEX 2.5	NEX 4.0	NEX 6.5	NEX 8.0	NEX 12.0
Height pin to pin: A mm	74,1	80,8	99,7	115	126	133	134
Width drum mechanism: B mm	128	160	192	232	232	262	262
Width fork: C mm	12	15	18	19	25,1	25,1	26
Depth under pin: F mm	18	22	26	33	39	39	40
Ø pin G mm	8	8	10	12	14	14	18
Ø spool: mm	120	150	180	220	220	250	250
Ø continuous line mm	Ø8	Ø8	Ø8-Ø10	Ø10	Ø10	Ø10	Ø10-Ø12
Weight: spool (only) Kg	0,380	0,540	0,995	1,490	1,730	2,440	NC
Technical data: swivel							
Height pin to pin: D mm	63,3	56,2	68,3	82,7	97,7	104,5	115
Width swivel: E mm	31	34	42	50	60	65	70
Width fork: C mm	12	15	18	19	25,1	25,1	26
Depth under pin: F mm	18	22	26	33	39	39	40
Ø pin G mm	8	8	10	12	14	14	18
Weight: swivel (only) Kg	0,110*	0,140	0,260	0,470	0,730	0,970	NC
Max Ø luff line mm	9	11	13	15	17	19	21

*: included eye terminal



NEX

Flying sail furlers



	NEX 0.9	NEX 1.5	NEX 2.5	NEX 4.0	NEX 6.5	NEX 8.0	NEX 12.0
Wichard HR shackle: Fig 1		Part # 11203	Part # 11204	Part # 11205	Part # 11206	Part # 11207	Part # 11208
ø pin (mm)	-	6	8	10	12	14	16
A / B (mm)	-	24/12	32/16	40 / 20	48/24	56/28	64/32
Weight Kg	-	0,024	0,052	0,102	0,192	0,304	0,464
Eye: Fig 2							
A (mm)	13,5	22,5	27,5	35,5	45,8	51,7	NC
D Inner ø. max (mm)	11	13	17	22	28	32	NC
Weight (Kg)	0,018	0,034	0,078	0,142	0,287	0,429	NC
MXEvo : halyard shackle Fig 3		MXEvo 6	MXEvo 8	MXEvo 10			
A (mm)	-	32	35	43,5	-	-	-
D:ø int. max (mm)	-	9	11	15	-	-	-
Poids (kg)	-	0,053	0,109	0,222	-	-	-
Halyard block: Fig 4							
A (mm)	-	-	21,5	17,9	31,5	42,5	NC
Sheave ø : B (mm)	-	-	45	58	64	80	NC
Height : C (mm)	-	-	63	79	90	115	NC
D: Max Inner ø (mm)	-	-	10	12	14	16	NC
Weight Kg	-	-	0,175	0,300	0,490	0,945	NC
Snap shackle: Fig 5	Part # 54100	Part # 54100	Part # 54101	Part # 54102			
: A (mm)	39,6	39,6	54	65	NC	NC	-
D: Max inner ø (mm)	16	16	21	26	NC	NC	-
Weight (Kg)	0,054	0,054	0,130	0,257	NC	NC	-
Solidsheave 3:1: Fig 6							
A (mm)	-	26,8	29	31	30,5	45,85	NC
D: Max inner ø (mm)	-	10	12	16	18	23	NC
Weight Kg	-	0,113	0,200	0,280	0,350	0,750	NC

Stainless steel thimbles: Fig 7

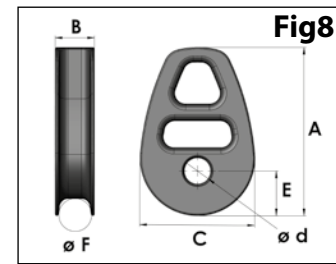
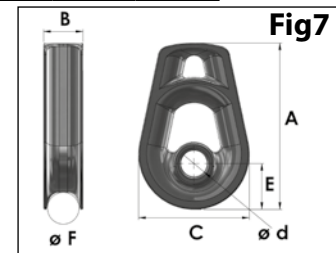
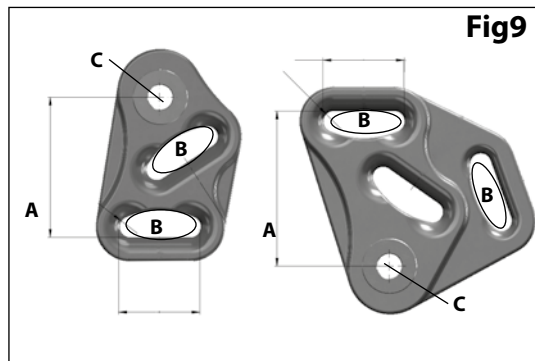
	NEX 0.9	NEX 1.5	NEX 2.5	NEX 4.0	NEX 6.5	NEX 8.0	NEX 12.0
Part #	59164	59025	59026	59027	59028		NA
A (mm)	40	57	67,5	78	105		NA
B (mm)	11,5	14,5	17,5	18,5	24,8		NA
C (mm)	30	38	45	52	70		NA
ø d (mm)	8,3	8,3	10,3	12,3	14,3		NA
E (mm)	12	16	18,5	21,5	30		NA
ø F (mm)	9	11	13	15	20		NA
Weight Kg	0,030	0,073	0,126	0,190	0,382		NA

Aluminium thimbles: Fig 8

	NEX0.9	NEX 1.5	NEX 2.5	NEX4.0	NEX 6.5	NEX 8.0	NEX12.0
Part		59165	59166	59167	59168		NA
A (mm)	-	56	66,5	79	108		NA
B (mm)	-	14,5	17,5	18,5	24,8		NA
C (mm)	-	38	45	54	70		NA
ø d (mm)	-	8,3	10,3	12,3	14,3		NA
E (mm)	-	15	17,5	21	31,5		NA
ø F (mm)	-	11	13	15	19		NA
Weight Kg	-	0,032	0,054	0,074	0,190		NA

Cableless thimbles: Fig 9

		NEX 2.5	NEX 4.0	NEX 6.5	NEX 8.0
Top thimble	Part #				
	A mm	45.50	63.50	81	
	B mm	22*7	27*7	47*12	
	C mm	10	12	14	
	Weight Kg	0.100	0.163	0.349	
Bottom thimble	Part #				
	A mm	50.3	68.25	89.70	
	B mm	22*7	27*7	47*12	
	C mm	10	12	14	
	Weight Kg	0.107	0.177	0.484	





SPINEX

TOP DOWN
SPINNAKER FURLER

Top down spinnaker furler

SPINEX

(Re)discover the joys of asymmetric spinnaker

SPINEX: overview

- > 4 models available: SPINEX 0.9, SPINEX 1.5, SPINEX 2.5, SPINEX 4.0
- > For boat lengths of 5 to 18 m and asymmetric spinnakers
- > Delivered as standard: anti-twist cable, end fittings, high-density spheres
- > SPIN KIT available separately, fits NEX furlers
- > Uses Profurl technology
- > Three-year Profurl international warranty
- > Patented system

Why choose Spinex

Easy to use, safe, efficient, adaptable

Using asymmetric spinnakers in some conditions can be dangerous. With the Spinex, you're going to rediscover the joys of this type of sailing because it allows you to:

- > Easily handle this type of sail (even short-handed)
- > Remain in the safety of the cockpit
- > Improve the performance of your sailing-boat by using downwind sails

Adaptable: One system for many uses

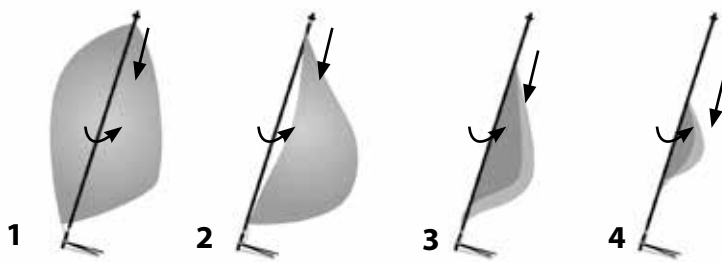
The Spinex can easily be converted into a NEX by removing the swivel tack from the drum and the end fittings, and then it can be used for sails like a gennaker or a code zero.



Top down furling

> When it comes to asymmetric spinnakers, top down furling is the best solution for bringing in your sail. The concept first appeared on maxi yachts before filtering down to more modestly-sized sailing-boats.

> Thanks to its swivel tack, the sail can be furled from the top downward to progressively stifle the sail without creating a jam.



**Download
the Spinex video**



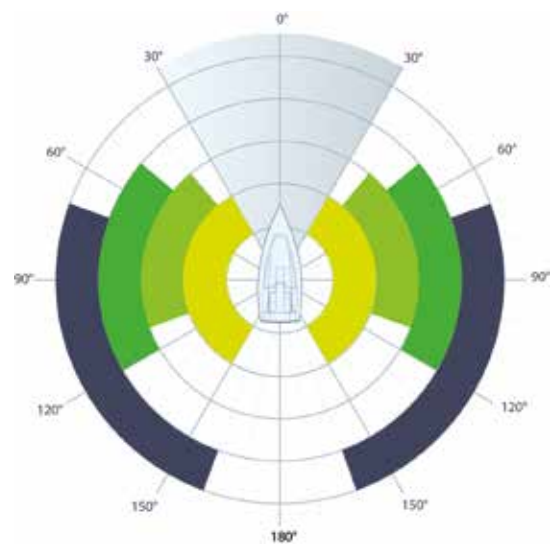
Which sails ?

> The Spinex is designed to furl flying sails with a loose luff, such as asymmetrical spinnakers.

> Gennakers, code zeros, staysails and so on can be furled using a NEX furler (see page 24 of this catalogue).

SPINEX Asymmetric spinnaker

NEX Genoa / staysail
 Code 0
 Gennaker



Top down spinnaker furler

SPINEX



ADVANTAGES OF USING SPINEX

> SAIL BEARING TECHNOLOGY: EFFICIENT, RELIABLE FURLING

Problem: Because asymmetric spinnaker cloth is both light and fragile, the anti-twist cable has a tendency to damage it. Also, the cable spins faster than the sail during furling which means the latter sometimes jams.

Profurl solution: Sail Bearing Technology comprises high-density spheres that spin freely around the anti-twist cable in order to protect the sail from the cable. Sail Bearing Technology allows you to:

- keep the sail away from the cable
- stop reverse furling, which causes the sail to jam
- reduce wear of the sailcloth
- make furling easier and faster because it has a greater diameter than the cable on its own

> A COMPLETE SYSTEM READY TO USE

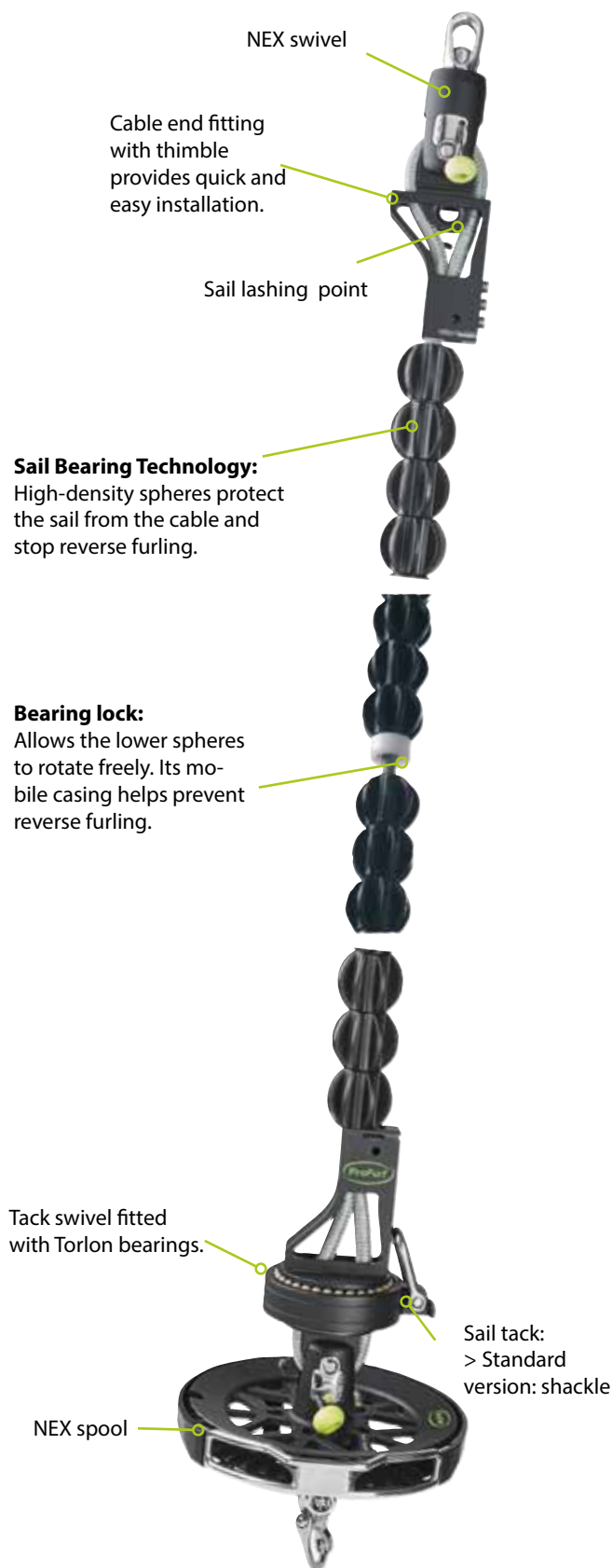
- SPINEX comes with drum, swivel, cable, end fittings, tack swivel, etc.
- Except for the length of the cable, SPINEX is ready to fit and ready to use out of the box.

> MULTI-PURPOSE AND ADAPTABLE

- Remove the tack swivel and turn your SPINEX into a NEX ready to use with gennakers and code zeros.
- Profurl's SPIN KIT fits on NEX furlers.

> OTHER ADVANTAGES:

- Compatible with NEX technology, such as I-Connect, Safe System, etc.
- Improved safety when worked from the cockpit or short-handed.
- Requires little storage space.
- System compatible with all types of asymmetric spinnakers.



CHOOSE THE RIGHT SPINEX FOR YOU (5–18 M BOATS):

	SPINEX 0.9	SPINEX 1.5	SPINEX 2.5	SPINEX 4.0
Boat length (not contractual)	up to 9 m	up to 11 m	up to 14 m	up to 18 m
Sail area recommended	up to 50 m ²	up to 80 m ²	up to 130 m ²	up to 250 m ²
Maximum working load	900 Kg	1500 Kg	2500 Kg	5000 Kg
Spool diameter	120 mm	150 mm	180 mm	220 mm
Lower end fitting	Clevis pin snap shackle			
Upper end fitting	D shackle			
Anti-twist cable Ø	9.5 mm	9.5 mm	12.7 mm	12.7 mm
Cable length delivered as standard	14 m	17 m	20 m	25 m
Weight of cable & spheres per m	0.450 Kg / m	0.450 Kg / m	0.460 Kg / m	0.460Kg / m

*: The working loads shown are the maximum working loads of the mechanisms (spool and swivel) only and are not the loads of the complete system when terminals are included. The product should not be used above these working loads in any circumstances.

SPINEX: content



Are you already using a Profurl NEX furler and want to furl your asymmetric spinnaker? Get the SPIN KIT!

Use Profurl's SPIN KIT to turn NEX furlers into asymmetric spinnaker furlers. SPIN KIT includes anti-twist cable, spheres, and upper and lower end fittings.

	SPIN 0.9	SPIN 1.5	SPIN 2.5	SPIN 4.0
Boat length (not contractual)	up to 9 m	up to 11 m	up to 14 m	up to 18 m
Part #NEX	NEX 0.9	NEX 1.5	NEX 2.5	NEX 4.0
Cable length delivered as standard	14 m	17 m	20 m	25 m

Top down spinnaker furler

SPINEX

ADVICES FOR USING THE SPINEX

1st time:

> When setting for the first time, we recommend you do this in light winds. Check all halyard and sheet leads.

Furling:

> Tension must be applied to anti-twist cable by hauling on the halyard. It should be taut and stable. Be careful not to apply excessive tension, especially when you use an electric winch.

Direction of furling:

> As the anti-twist cable is a shape-memory component, we recommend you always furl your sail in the same direction to facilitate handling.

Wind angles:

> When unfurling the sail, stay within an apparent angle of between 90 and 120 degrees to help setting.

When furling, the apparent angle must be within 150 and 160 degrees (with the mainsail set to the head of the mast).



INSTALLATION ADVICES

Fig 1.1

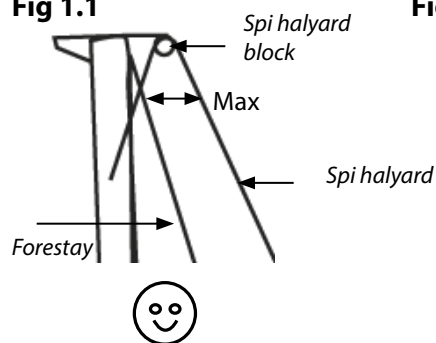


Fig 1.2.

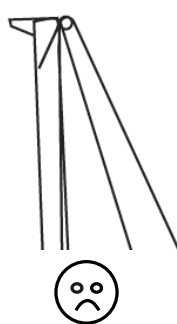


Fig 2.1.

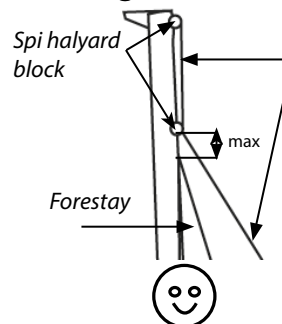


Fig 2.2

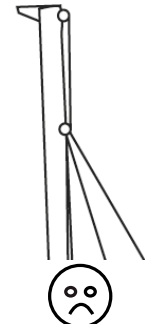


Fig 3.1



Fig 3.2.



Fig 4.1

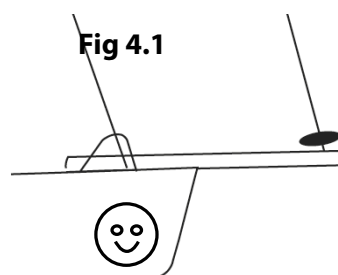
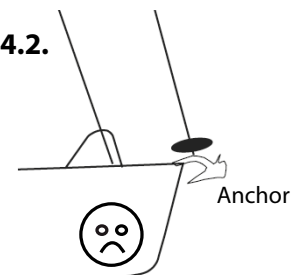
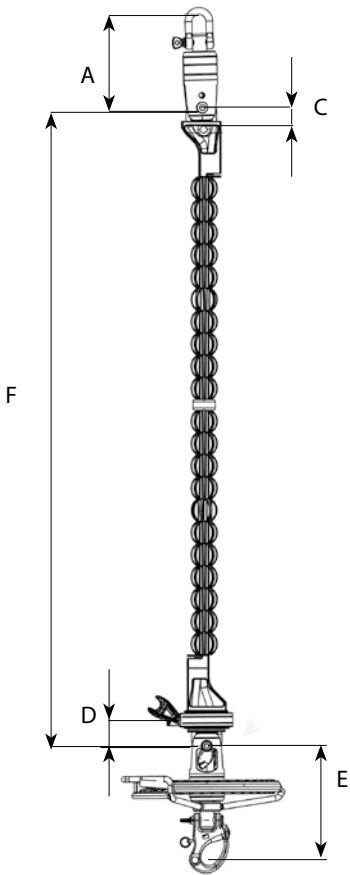


Fig 4.2.

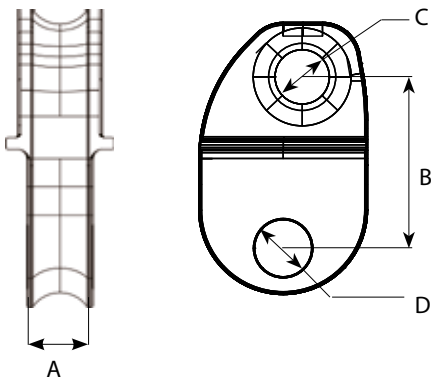


Technical data: SPINEX



	SPINEX 0.9	SPINEX 1.5	SPINEX 2.5	SPINEX 4.0
A mm	63.30	80.20	100.30	122.70
C mm	32	32	48	50
D mm	32	32	48	50
E mm	115.70	120.40	153.70	180.00
F mm: +/- 20 mm	13640	16640	19480	24480
∅ spool: mm	120 mm	150 mm	180 mm	220 mm
∅ furling line mm	8	10	10	10
∅ anti-twist cable mm	9.5 mm	9.5 mm	12.7 mm	12.7 mm
Weight: spool (only) Kg	0.380	0.540	0.995	1.490
Weight: tack swivel, lower end fitting and thimble Kg	0.390	0.395	0.645	0.640
Weight: swivel (only) Kg	0.10	0.140	0.260	0.470
Weight upper terminal and thimble Kg	0.110	0.115	0.290	0.285

	SPINEX 0.9	SPINEX 1.5	SPINEX 2.5	SPINEX 4.0
A mm	11	14	17	18
B mm	31.5	31.5	42	42
∅ C mm	10	10	14	14
D mm	10.50	10.50	12	16



Accessories

for furlers and flying sail furlers



20120



21020

Part #	Description	Applications
20120	Stainless steel single fairlead For 25mm stanchion Maximum line diameter : 20mm	For manual headsail, flying sail and stayfurlers with drum
21020	Deck fairlead – M10 screw	For manual headsail, flying sail and stayfurlers with drum
20220	Stainless steel double fairlead with Velcro stripe for continuous line. For 25mm stanchion maximum Maximum line diameter : 20mm -	For flying sail and stayfurlers with spool
21220	Stainless steel double fairlead with Velcro stripe for continuous line. For 28mm stanchion maximum Maximum line diameter : 20mm	For flying sail and stayfurlers with spool
21120	Stainless steel articulated fairlead - For 25 & 28mm stanchion maximum Maximum line diameter : 20mm	For manual headsail, flying sail and stayfurlers with drum



20220 /
21220

21120



NEX AND SPINEX FLYING SAIL FURLERS: SPLICED FURLING LINES – STANDARD LENGTH POLYESTER BRAID / BEIGE

MANUAL HEADSAIL FURLERS: SPLICED FURLING LINES – STANDARD LENGTH

For models	Line Part #	Description
NEX 0.9, SPINEX 0.9	54122	Dia 8 mm - standard length L: 12 m
	54123	Dia 8 mm - standard length L: 14 m
	54124	Dia 8 mm - standard length L: 16 m
NEX1.5, NEX 2.5, NEX 4.0, NEX6.5 - SPINEX 1.5, SPINEX 2.5, SPINEX 4.0	54129	Dia 10 mm - standard length L: 14 m
	54125	Dia 10 mm - standard length L: 16 m
	54126	Dia 10 mm - standard length L: 18 m
	54127	Dia 10 mm - standard length L: 20 m
	54128	Dia 10 mm - standard length L: 22 m
	54131	Dia 10 mm - standard length L: 24 m
54174	Dia 10 mm - standard length L: 26 m	

For models	Line Part #	Description
C260, C320, R250, R350	P250901	20 m reefing line ø. 6 + 1 articulated fairlead# Wichard 21120 + 3 single fairleads # Wichard 20120
C290, C350, C420, C430, R350, R420, R430	P250902	25 m reefing line ø. 8 + 1 articulated fairlead# Wichard 21120 + 4 single fairleads # Wichard 20120
C350, C420, C430, C480, R350, R420, R430, R480	P250903	25 m reefing line ø. 10 + 1 articulated fairlead# Wichard 21120 + 4 single fairleads # Wichard 20120
C430, C480, C520, C530, R420, R430	P250904	30 m reefing line ø. 10 + 1 articulated fairlead# Wichard 21120 + 5 single fairleads # Wichard 20120





NDE2 / NDH2 MOTORIZED FURLERS

NDE2 / NDH2: Motorized furlers

All Profurl motorized furlers have been developed to bring you comfort, reliability & safety.

For the NDE2 C350, C420 and C430, Profurl has developed a new engine power system (multi-motor) that make furlers more economic and compact to gain space on the deck.

NDE2 C480, C520, C530 & C600 benefit from the NDE Profurl technology (mono motor) developed and experienced for more than 30 years. These furlers are specifically dedicated to boats from 14m.

Benefits of the motorized systems

- > Easy operations and without effort
- > Safety: operations from the cockpit
- > Ideal for solo or short-handed sailing
- > Large range of systems.
- > Great comfort with minimal noise.
- > Easy installation on the existing forestay.
- > Low power consumption & minimal noise.
- > Capability to convert a manual furler into a motorized furler
- > 2 or 3 year world wide limited warranty.



NDE2 C420

NDE2 C600

NDE2: ELECTRIC MODELS

	NDE2 C350	NDE2 C420	NDE2 C430	NDE2 C480	NDE2 C520	NDE2 C530	NDE2 C600
Boat length	from 11 to 13.50 m	from 13 to 15 m	from 14 to 16 m	from 14,5 to 18,5 m	from 16,5 to 18,5 m	from 18,5 to 22 m	+ 22 m
Forestay dia	8 / 10* mm	10 / 12.7* mm	12,7 mm	14,3 mm	16 / 19 * mm	19 mm	22* mm
Forestay length	14 m	16 m	18 m	18 m	20 m	22 m	24 m
Power	400 W	800 W		24V: 1200 W - 12V: 800W			
Circuit breaker / Power supply	24V: 30 A 12V: 60A	24V: 30 A 12V: 60A		24V: 30 A 12V: 60A			24V: 40A 12V: 60A
Optimal / Max torque	45 / 115 Nm	55 / 135 Nm		24V: 80 / 300 Nm 12V: 78 / 200 Nm			
Optimal rotating speed	40 tr / min	55 tr / min		33 tr / min			
Warranty	2 year	2 year		3 year			

ND2H: HYDRAULIC MODELS

- > 4 models available for boats from 14.50 to 22 m.
- > Available in "Cruising" version (with round extrusions).
- > Connection of the gear motor to the hydraulic pack with 2 feeding hoses finished by a female 7/16" JIC.
- > Turnbuckle cylinder included on all models
- > Length of the extrusion: 2 m.

NDH2: HYDRAULIC MODELS

	NDH2 C480	NDH2 C520	NDH2 C5 30	NDH2 C600
Boat length	from 14,5 to 18,5 m	from 16,5 to 18,5 m	from 18,5 to 22 m	above 22 m
Forestay diameter	14,3 mm	16 / 19 * mm	19 mm	22* mm
Forestay Length	18 m	20 m	22 m	24 m
Maximum operating pressure	140 bars			
Max torque	300 Nm			
Maximum flow recommended	15 L / mn			
Maximum speed of rotation	30 Rpm			
Warranty	3 year			



Privilège série 6 - ©Privilège Marine



53320



53310

More comfort on board

- > Wired remote controller Part # 53320
- > Radio remote controller Part # 53310

*: if using a swageless eye



NDE2 / NDH2: Motorized furlers



TOTAL COMFORT AND TOTAL SECURITY

When you choose a Profurl motorized furler, comfort and ease of use come guaranteed, allowing you to get the most out of your sailing.

- > Navigation without any physical effort required through the command box (wired or remote-control options available)
- > The sail can be furled in either direction
- > Generates minimal noise
- > No specific upkeep required
- > The auto-locking mechanism prevents the sail from unfurling at inopportune times
- > The circuit breaker lets you cut supply in an emergency (jammed genoa sheet, incorrect manoeuvre, etc.)
- > In case of problem, the emergency system will let you furl or unfurl the sails manually



PROVEN RELIABILITY

Our NDE2 / NDH2 furlers have been designed to offer unmatched reliability, whatever the sailing conditions:

- > 30 years of experience designing gearmotor reducers
- > The structure and the design of our NDE2 / NDH2 reducers is based on more than 20 years of developing NDE systems
- > The use of high-quality materials ensures enhanced durability and longevity
- > Carefully selected surface treatment ensures effective corrosion resistance
- > The robust extrusions support higher torque couples
- > The vent eliminates any internal condensation (only for models from NDE2 C480, to NDE2 C600)
- > Highly resistant and ISO 10133 compliant electrical cables (only for models from NDE2 C480, to NDE2 C600)



PERFORMANCE

Profurl furlers have a specially designed motor system which lets you manoeuvre the sails quickly, easily and repeatedly.

- > The torque / speed ratio is optimal, meaning you can unfurl and furl in all sailing conditions
- > Power consumption is a crucial feature on a motorized system; the Profurl systems require a low power supply, making special batteries unnecessary



EASE OF INSTALLATION

- > Can be adjusted to suit your existing forestay
- > NDE2 / NDH2 furlers are available in a range of assembly configurations (stainless steel tube or link plates) meaning they can be adapted to suit the layout of your deck
- > The capacity of the turnbuckle cylinder is increased by 100 mm for the C520, C530, C600 (Ø 22mm forestay with turnbuckle).



MODERN DESIGN

The new design means they can be used on all deck layouts and modern sail designs, having already been used on major sailing boats (Amel 50, CNB 66).



SAFETY

In case of power supply failure, the PROFURL motorized system includes a handle socket (handle supplied) located at the rear of the housing, allowing for instant manual operation.



MOTORIZATION KIT:

Capability to convert a Profurl manual furler into a motorized furler by keeping the extrusions. For other brands, contact us.



*Sailing becomes
a pleasure!*



NEX^e
MOTORIZED
FLYING SAILS FURLER

w

NEX^e

Motorized flying sails furler

OPERATING FLYING SAILS SAFELY AND WITHOUT EFFORT

NEX^e is a motorized flying sail furler dedicated to operate large sails like spinnaker, gennaker or code 0 on sailing boats. When sailing short-handed, the operation of large sails on 45 – 60 foot sailboat can be complicated. NEX^e aims at easing furling and jibing operations by controlling the sail safely and without effort. NEX^e is available in 2 sizes: NEX^e 5.0 & NEX^e 8.0 for sails up to 250 sqm.

Benefits of motorized flying sail furler NEX^e

- > Easy operations and without effort
- > Safety: operations from the cockpit
- > Ideal for solo or short-handed sailing
- > Fast furling operation
- > Easy to install
- > No accidental release of the sail
- > Reliable: Tested in all weather conditions
- > Sealed unit – no maintenance
- > 3 year worldwide warranty.



Types of sails

- ↘ > Gennaker
- > Code 0
- > Spi asymétrique (with swivel tack point)

Average sail area

- ↘ > Gennaker max sail area: from 150 to 250 sqm
- > Asymetrical spinnaker max sail area: from 200 to 250m²

	NEX ^e	
	NEX ^e 5.0	NEX ^e 8.0
Boat length	15 m	18 m
Gennaker max sail area	150 m ²	250m ²
Asymetrical spinnaker max sail area	200 m ²	250m ²
Power	800 W	800 W
Power supply	12V	12V or 24V
Cable length	1.5 m	1.5 m
Worldwide warranty	3 year	3 year



COMFORT & SAFETY:

Operating large sails like gennaker, spinnaker can be complicated especially when sailing short-handed. NEX^e enables to operate such sails safely and without any effort. Furling and unfurling operations can now be operated by a wireless remote control enabling to stop furling or unfurling immediately. NEX^e is also safe thanks to its irreversible system preventing accidental unfurling.

EFFECTIVENESS & RELIABILITY:

NEX^e integrates a specially designed motor system enabling to operate efficiently large sails like gennaker or asymetrical spinnaker. The robust motor enables also to manoeuvre the sails quickly, easily and repeatedly. The torque / speed ratio is optimal to furl and unfurl in all sailing conditions. Less than 40 seconds are now required to furl a large downwind sail. NEX^e benefits from the 30 years of Profurl experience in gearmotor reducers offering reliability.

EASE OF USE

NEX^e has been designed to provide ease of use. Thanks to its handle, NEX^e is easy to carry and install. A bumper has been integrated to protect the deck and the product when no longer under load. The stainless steel terminal delivered with the system enables an easy installation whatever the deck layout.

Thanks to a technora sheathed electric wire with a waterproof IP67 socket, NEX^e is also easy to plug.

LONGEVITY

NEX^e has been designed with high-quality materials to ensure enhanced durability and longevity. The whole mechanism is entirely surrounded by a fully waterproof casing

FROM MANUAL TO MOTORIZED SYSTEM

NEX^e will offer to any sailor the capability to convert a manual flying sail furler into a motorized one by simply replacing the standard spool.

NEX^e

Motorized flying sails furler

Spinnaker version

- > Swivel tack point
- > To be attached to motor unit
- > Top down furling

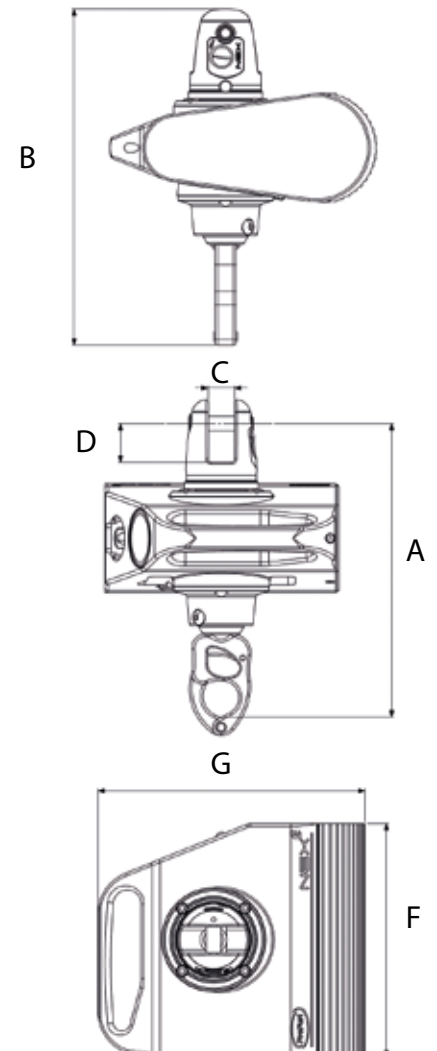


Options

- > Wired remote controller Part # 53320
- > Radio remote controller Part # 53310

Technical data: NEX^e

	Dimensions	
	NEX ^e 5.0	NEX ^e 8.0
A	278 mm	278 mm
B	318 mm	318 mm
CxD	19 x 36.5 mm	25.1 x 36.5 mm
Thimble pin	dia 12 mm	dia 14 mm
F x G	221 x 252	221 x 252
Weight	11.6 Kg	11.6 Kg





MK4: IN-BOOM FURLER

MK4 : In-boom furler

For boats from 15 to 18 m, Profurl offers its MK4 in-boom furler.

Safe and easy operations

Hoisting or reefing the mainsail is a simple and safe operation. The in-boom furler requires the use of only one halyard and one furling line, and allows full control of the mainsail from the cockpit.

An efficient system

The on-water performance of the PROFURL in-boom furler is the main goal. This system is designed to be used with full length battens. It allows for a fully battened mainsail with a normal roach, to maximize the yacht performance.

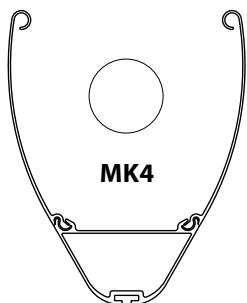
The system's parts have been optimized to get the best possible weight / performance / durability ratios.

Advantages of the PROFURL in-boom furlers

- > Increased safety during mainsail raising and lowering operations.
- > Ease of use: one halyard and one furling line.
- > Can be fitted on most boats with aluminium masts.
- > Full battened mainsail to improve the performance of the boat.
- > No maintenance required.
- > 3 year world wide limited warranty.



	On demand
	MK4
Boat length (LOA)	from 15 to 18 m
Max. displacement	24000 Kg
Max. luff length	21,0 m
Max. foot length	7,0 m
Colour	Epoxy powder coated anodisation





Imoca 60' Bureau Vallée
Fully geared with Profurl
stayfurlers, flying sail furlers
and swivel hooks



NEX
STRUCTURAL
STAYFURLERS

Stayfurlers:

NEX
STRUCTURAL

NEX STR STAYFURLER: SAIL ANOTHER WAY!

Are you hard to please, especially when you want to sail another way?
If you're looking for a safe, powerful and easy to use solution, then
Profurl's NEX STR stayfurler is for you!



Stayfurlers for everyone

> Initially reserved for the sailing elite (60' open, ORMA multihulls), stayfurlers are becoming increasingly common on a variety of sailing boats:

- Cruisers
- Racers
- Regatta boats & one-designs
- Day boats

> Compatible sail types: genoa, staysail and solent jib.



NEX STR overview:

- > 5 standard models available: NEX STR 4.0, 5.0, 8.0, 10.0 and 12.0
- > Upper size models available on request: NEX STR 16.0, 20.0, 30.0 and 40.0
- > Optimal size and weight for a great performance
- > Various end fittings available for every kind of deck layout
- > The greased-immersed systems are watertight and require no maintenance.
- > 3 year Profurl worldwide warranty

Why using a NEX STR stayfurler?

IMPROVE THE PERFORMANCE OF YOUR SAILING BOAT

- > Replacing aluminium extrusions with Kevlar or PBO fiber cables significantly reduces weight (see below).
- > Optimizing the size and weight of the mechanisms maximizes luff and reduces weight considerably.

SAFE, EASY TO USE AND COMFORTABLE

- > The SMART LOCK system enables locking the cable and prevents accidental dismantling without hindering the pin rotation. Entirely integrated into the stayfurler mechanism, the system also prevents adjacent lines from jamming. Available in fork versions.
- > The SAFE SYSTEM on NEX STR stayfurlers allows you to immobilize the furling line when unfurling, thus avoiding accidents and injuries
- > All furling and unfurling are done from the cockpit.
- > The overall weight reduction improves both safety and comfort when sailing.

Example: installing a NEX STR 4.0 stayfurler on the RM 1060 Performance built by Fora Marine.

Total overall weight (in Kg)

0 to 10 Kg

**STAYFURLER NEX STR 4.0
WITH FIBER CABLE
TOTAL WEIGHT: 7,5 KG**

10 to 25 Kg

**MANUAL FURLER
WITH ROD STAY:
TOTAL WEIGHT: 22,10 KG**

25 to 40 Kg

**MANUAL FURLER WITH 1X19
STAINLESS STEEL WIRE
TOTAL WEIGHT: 26,90 KG**

Weight reduction
between 66 and 74%
WEIGHT REDUCTION
=
**INCREASED SAFETY
AND PERFORMANCE**

Stayfurlers:

NEX
STRUCTURAL




Performance

S-GRIP: Better line grip

The special groove design, allowing for deformation of the line, ensures:

- better line grip, even wet!
- easier furling
- minimum line wear



OPTIMAL FURLING: Furl without effort

The optimal spool diameter provides ideal torque, which:

- makes furling easier
- reduces effort



XTRA-LIGHT SYSTEMS: Lightness first

The size and weight of each component (spool, swivel, and terminals) have been optimised to:

- improve sailing performance
- ensure easier handling of the systems



Safety

SAFE SYSTEM: Removable Line

The SAFE SYSTEM enables you to stop the running of the furling line during deployment of sail and thus:

- prevent accidents or damage caused by a free running line.
- manoeuvre more quickly and easily
- prevent excessive wear of the line



SMART LOCK:

Wire lock (only on fork models)

- Wire locking system completely integrated into the drum mechanism
- No need to use a lanyard.
- No risk of jamming caused by adjacent lines.
- Keeps the pin free to turn (no strain).
- Locking indicator on the pin.



NEX STR MODELS AVAILABLE AS STANDARD

	NEX STR 4.0	NEX STR 5.0	NEX STR 8.0	NEX STR 10.0	NEX STR 12.0
Working load	4T	5T	8T	10T	12T
Examples	RM 1060	Class 40	RM 1350	50'	Open 60'
Fiber cable terminals	Biconic end fittings (Navtec)	Biconic end fittings or thimbles			
Lower mechanism	Spool		Spool or drum		
Swivel terminals	Eye or lashing eye				
Lower mechanism terminals	Eye, lashing eye or purchase 4:1				

Find out page 56 how to select the right model adapted to your boat



NEX STR 5.0 stayfurler



NEX STR 20 stayfurler on 80' catamaran - Magic Cat - Fitting Atelier Gréement



Stayfurler NEX STR 12.0 -

NEX STR CUSTOM RANGE AVAILABLE ON DEMAND




























	NEX STR 16.0	NEX STR 20.0	NEX STR 30.0	NEX STR 40.0
Working load	16T	20T	30T	40T
Examples	70'	80'	100' (IDEC Sport)	130' (Spindrift)

40T Stayfurler for staysail



Stayfurlers:

NEX STRUCTURAL

Choose your standard stayfurler model	Coding	Advice																											
<p>1 What is your cable made of and what is its diameter?</p> <table border="1"> <thead> <tr> <th colspan="2">Stainless steel wire</th> <th>Fiber cable</th> <th rowspan="2">Model size that corresponds to the cable</th> </tr> <tr> <th>1 x 19 mm</th> <th>Rod</th> <th>Size</th> </tr> </thead> <tbody> <tr> <td>8</td> <td># 10</td> <td>9T - 14T</td> <td>NEX STR 4.0</td> </tr> <tr> <td>10</td> <td># 17</td> <td>14T</td> <td>NEX STR 5.0</td> </tr> <tr> <td>12</td> <td># 22</td> <td>19T</td> <td>NEX STR 8.0</td> </tr> <tr> <td>14</td> <td># 30</td> <td>24T</td> <td>NEX STR 10.0</td> </tr> <tr> <td>16)</td> <td># 40</td> <td>30T</td> <td>NEX STR 12.0</td> </tr> </tbody> </table>	Stainless steel wire		Fiber cable	Model size that corresponds to the cable	1 x 19 mm	Rod	Size	8	# 10	9T - 14T	NEX STR 4.0	10	# 17	14T	NEX STR 5.0	12	# 22	19T	NEX STR 8.0	14	# 30	24T	NEX STR 10.0	16)	# 40	30T	NEX STR 12.0	<p><u>NEX STR 5.0</u></p>	<ul style="list-style-type: none"> To get the right stayfurler, we need to know what stainless steel wire is recommended by the boatyard or the architect. Example: for a 10 mm diameter 1x19 wire, the equivalent fiber cable must have a breaking load of 14 tonnes. Thus, the appropriate model is the NEX STR 5.0.
Stainless steel wire		Fiber cable	Model size that corresponds to the cable																										
1 x 19 mm	Rod	Size																											
8	# 10	9T - 14T	NEX STR 4.0																										
10	# 17	14T	NEX STR 5.0																										
12	# 22	19T	NEX STR 8.0																										
14	# 30	24T	NEX STR 10.0																										
16)	# 40	30T	NEX STR 12.0																										
<p>2 What is the chosen type of cable? Mark F or N</p> <table border="1"> <tr> <td>Thimble: F </td> <td>Biconic (Navtec): N </td> </tr> </table>	Thimble: F 	Biconic (Navtec): N 	<p><u>NEX STR 5.0 - N</u></p>	<ul style="list-style-type: none"> Cables with thimbles are installed on fork mechanisms. Biconic end fittings (e.g. Navtec) are installed on threaded mechanisms. 																									
Thimble: F 	Biconic (Navtec): N 																												
<p>3 What type of drum do you want? - Mark S or D</p> <table border="1"> <tr> <td>Spool: S </td> <td>Drum: D </td> </tr> </table>	Spool: S 	Drum: D 	<p><u>NEX STR 5.0 - NS</u> ↑</p>	<ul style="list-style-type: none"> The spool version provides optimal sail luff and is used in conjunction with a continuous furling line. The drum version can be simply fitted to the deck and uses a classic furling line (1 strand). 																									
Spool: S 	Drum: D 																												
<p>4 What are the deck terminals? - Mark E, L or P</p> <table border="1"> <tr> <td>Eye: E </td> <td>Lashing eye: L </td> <td>Purchase: P </td> </tr> </table>	Eye: E 	Lashing eye: L 	Purchase: P 	<p><u>NEX STR 5.0 - NSE</u> ↑</p>	<ul style="list-style-type: none"> Eye end fitting: Fitted with a toggle for classic metal fittings. Lashing eye end fitting: a light and performance-enhancing solution. Fitted with a loop to make a light anchoring point The friction purchase allows the stay to be adjusted from below. 4:1 Adjustments. Loop may be fastened. 																								
Eye: E 	Lashing eye: L 	Purchase: P 																											
<p>5 What are the mast terminals? - Mark E or L</p> <table border="1"> <tr> <td>Eye: E </td> <td>Lashing eye: L </td> </tr> </table>	Eye: E 	Lashing eye: L 	<p><u>NEX STR 5.0 - NSEE</u> ↑</p>	<ul style="list-style-type: none"> Eye end fitting: a simple and reliable solution for fitting the swivel to the mast. Fitted with a toggle for classic metal fittings. Lashing eye end fitting: a light and performance-enhancing solution. Fitted with a loop to make a light anchoring point 																									
Eye: E 	Lashing eye: L 																												
<p>Part number of the complete stayfurler</p>	<p><u>NEX STR 5.0 - NSEE</u></p>																												

See comparison table on page 8



NEX
HYBRID
FLYING SAIL FURLERS
SWIVEL HOOKS
STAYFURLERS

NEX HYBRID

Advantages for the crew

- > **Improve the performance of your yacht**
- > **Easy handling**
- > **Makes furling easy**
- > **Ideal for solo or short-handed sailing**

Sail types

- > Sails fitted to a furler
- > Ideal for hooked-on sails

Examples of boats using NEX Hybrid

- > 60 feet IMOCA: Bureau Vallée 2, PRB, Banque Populaire X, MACSF, Arkea
- > Maxi trimaran IDEC SPORT
- > Solo maxi trimaran Banque Populaire VII
- > Maxi trimaran Spindrift 2
- > Mega Yachts

PROFURL is proud to present the Nex Hybrid range of furlers for boats up to 100' long, sailed solo or short-handed. Nex Hybrid features Ceramic Bearing Technology (CBT) which reduces friction and weight considerably. Using these extremely corrosion-resistant bearings enables Profurl to banish metal fastenings in favour of soft textile ones.

and some records:

- > Transat Jacques Vabre: 1st Place - Class 40 Crédit Mutuel
- > Route du Rhum 2018: 1st place - IDEC Sport
- > Vendée Globe 2016 - 2017: 1st place - 4th place
- > Jules Verne Trophy: record on IDEC Sport
- > Victory in Transat Jacques Vabre 2015: PRB
- > Victory in La Route du Rhum 2014: Banque Populaire VII
- > Mediterranean crossing record in 2013: Banque Populaire VII
- > Victory in La Route du Rhum 2010: Groupama 3

SWIVEL HOOK 4T

Working load	4 tons
Breaking load	7 tons
Weight	500 g
Height	hooked position: 155 mm
Width fork	19 mm
Terminals	as standard: loop - others: solid sheave eye, 4:1 diablo



Swivel hook:
NEX 4.0



FLYING SAIL FURLER: NEX 6.X

	Spool	Swivel	Swivel hook
Working load	6 tons		
Breaking load	12 tons		
Weight	1570 g	800 g	1230 g
Height	121 mm	104.50 mm	hooked position 194 mm
Width fork	22 mm		
Terminals	As standard: loop - others: solidsheave eye, 4:1 diablo		N.A

Swivel hook:
NEX6.X -LOCK



Swivel hook:
NEX8.X -LOCK



FLYING SAIL FURLER: NEX 8.X

	Spool	Drum	Swivel	Swivel hook
Working load	8 tonnes			
Breaking load	18 tonnes			
Weight	1670 g	2120 g	850 g	1450
Height	124 mm	124 mm	107 mm	Hooked position: 214 mm
Width fork	22 mm			
Terminals	As standard: loop - others: solidsheave eye, 4:1 diablo			N.A

NEX 6.X
Top Down Version



NEX 8.X
Spool version



STAYFURLER: NEXSTR 8.X

	Spool	Drum	Swivel
Working load	9.5 tonnes		
Breaking load	19 tonnes		
Weight	1880 g	1700 g	870 g
Height	124 mm	124 mm	107 mm
Width fork	22 mm		
Terminals	As standard: loop - others: solidsheave eye, 4:1 diablo		



NEX 8.X
Drum version

For larger sizes: 9.0, 12.0, 20.0, 25.0, 30.0, please contact us.

TECHNICAL DOCUMENTS

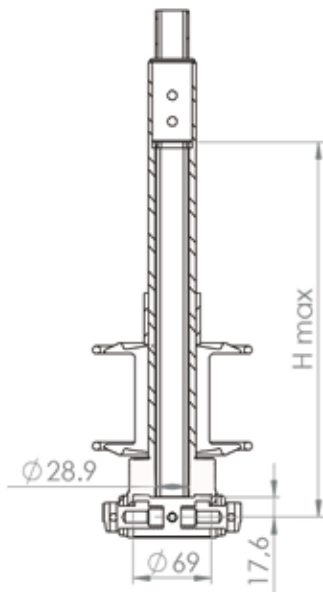
WEIGHT OF THE DIFFERENT COMPONENTS IN KG

Models	Drum mechanism	Turnbuckle cylinder	Complete Swivel	Compleat luff extrusion Kg / m	Head fitting + wrapstop
C290	2,09	included	0,54	0,557	0,16
C320	2,08	0,76	0,58	0,661	0,18
C350	3,12	0,82	0,84	0,728	0,32
C420	3,43	0,87	1,07	0,933	0,38
C430	3,51	0,87	1,73	0,933	0,38
C480	6,06	1,79	2,08	1,2	0,56
C520	6,06	2,22	2,08	1,46	0,57
C530	6,06	2,22	2,37	2,8	0,57
R250	1,6	0,45	0,51	0,383	0,06
R350	2,16	0,63	0,85	0,638	0,18
R420	3,75	0,94	0,98	0,835	0,36
R430	3,75	0,94	1,68	0,835	0,36
R480	6,09	1,79	2,08	1,2	0,44

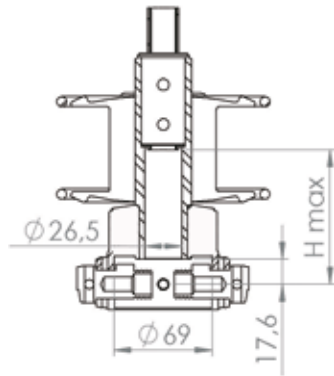
DRUM CAPACITY FOR HEADSAIL SYSTEMS AND SUGGESTED FURLING LINE DIAMETERS

Model	Ø Forestay mm (")	Boat length m (ft)	Forestay length	Max. genoa area	Ø luff mm (inch)	Ø furling line mm (inch)	Drum capacity m (ft)	Maximum LP
C260	5 (13/64")	5 to 8 m	6.5 à 8,5 m	15 m ²	6 (15/64")	6 (15/64")	7,6 m (25')	4 m (13')
C290	6,35 (1/4") / 7* (9/32")	7 to 10 m	10 à 14 m	30 m ²	5 (13/64")	6 (15/64") 8 (5/16")	13 m (42') 7,5 m (25')	8 m (26') 3 m (10')
C320	7 (9/32") / 8* (5/16")	9,5 to 12 m	12 à 16 m	40 m ²	5 (13/64")	6 (15/64") 8 (5/16")	26,2 m (85') 14,7 m (46')	17 m (56') 7 m (23')
C350	8 (5/16") / 10* (3/8")	11,5 to 13,5 m	14 à 18 m	55 m ²	5 (13/64")	8 (5/16") 10 (3/8")	23,2 m (75') 14,9 m (49')	19 m (62') 7 m (23')
C420	10 (3/8") / 12,7* (1/2")	13 to 15 m	16 à 20 m	80 m ²	5 (13/64")	8 (5/16") 10 (3/8")	31,4 m (101') 20,1 m (65')	26 m (86') 12,5 m (41')
C430	12,7 (1/2")	14 to 16 m	18 à 22 m	100 m ²	5 (13/64")	8 (5/16") 10 (3/8")	31,4 m (101') 20,1 m (65')	26 m (86') 12,5 m (41')
C480	14,3 (9/16")	14,5 to 18,5 m	18 à 22 m	120 m ²	6 (15/64")	10 (3/8") 12 (1/2")	30 m (98') 22 m (72')	26,5 m (81') 14,5 m (45')
C520	16 (5/8") / 19* (3/4")	16,5 to 18,5 m	20 à 24 m	140 m ²	6 (15/64")	10 (3/8") 12 (1/2")	30 m (98') 22 m (72')	26,5 m (81') 14,5 m (45')
C530	19 (3/4")	18,5 to 26 m	22 à 26 m	220 m ²	6 (15/64")	10 (3/8") 12 (1/2")	30 m (98') 22 m (72')	26,5 m (81') 14,5 m (45')
R250	6,35 (1/4")	6 à 9 m (19'-30')	8 à 12 m	30 m ²	5 (13/64")	6 (15/64") 8 (5/16")	11,1 m 6,2 m	4,5 m (13') 2,5 m (8')
R350	8 (5/16")	9,5 to 12,5 m (31'-41')	12 - 16 m	45 m ²	5 (13/64")	6 (15/64") 8 (5/16")	26,2 m 14,7 m	17 m (56') 7 m (23')
R420	10 (3/8")	11,5 to 14,5 m (37'-47')	14 - 18 m	70 m ²	5 (13/64")	8 (5/16") 10 (3/8")	31,4 m 20,1 m	26 m (86') 12,5 m (41')
R430	11,1 (7/16")	13 to 16,5 m (43'-54')	16 - 20 m	90 m ²	5 (13/64")	8 (5/16") 10 (3/8")	31,4 m 20,1 m	26 m (86') 12,5 m (41')
R480	12,7 (1/2")	15,5 to 20 m (52'-65')	18 - 22 m	100 m ²	6 (15/64")	10 (3/8") 12 (1/2")	30 m (98') 22 m (72')	26,5 m (86') 14,5 m (45')

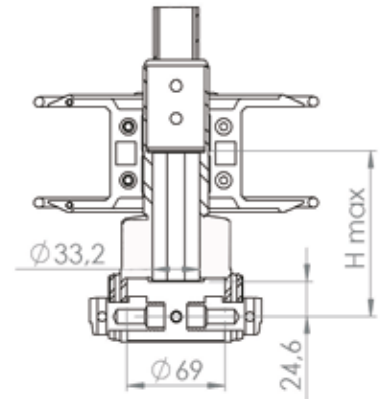
INNER DIMENSIONS OF DRUM MECHANISM



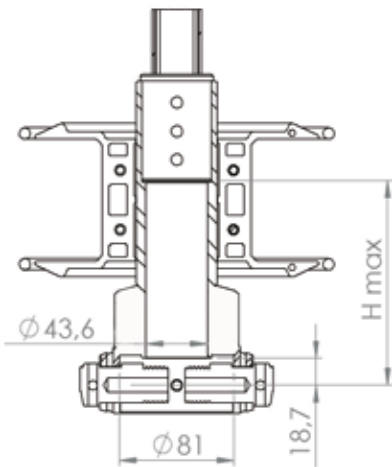
C290 - R250SP



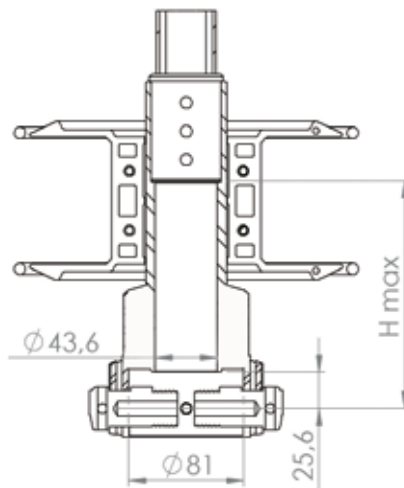
R250



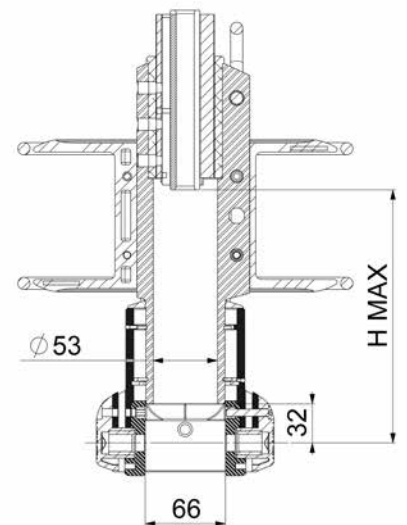
C320 - R350



C320SP - C350
C350SP - C420SP
C430SP - R350SP
R420SP - R430SP



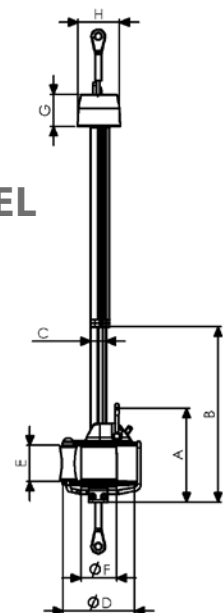
C420 - C430
R420 - R430



C480 - C520
C530 - R480

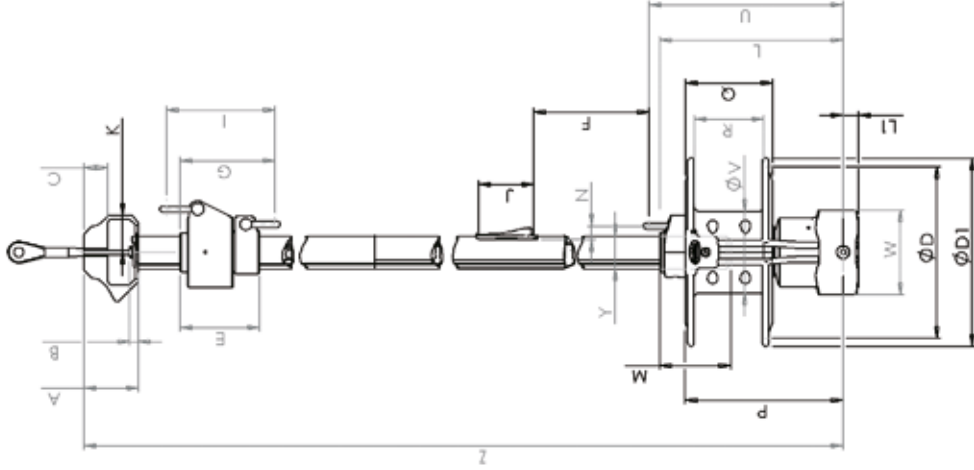
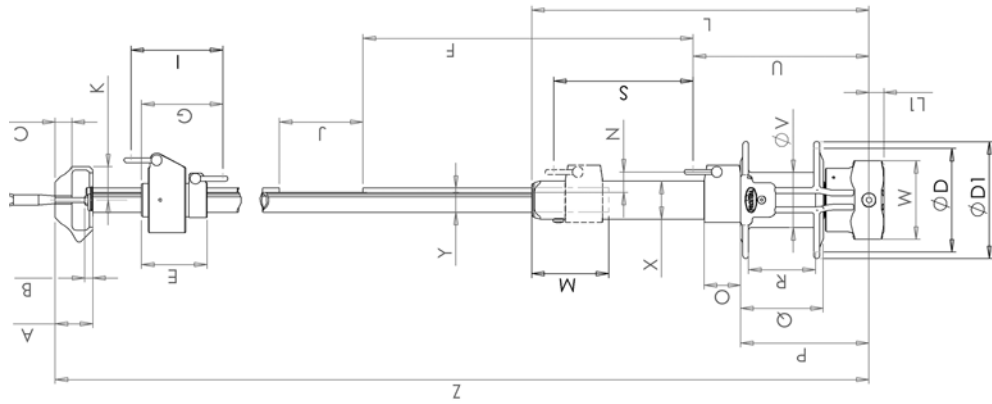
DIMENSIONS OF C260 MODEL

	mm	ins
A	150	5 29/32"
B	575	1'10 5/8"
C	26	1 1/32"
D	115	4 17/32"
E	56	2 13/64"
F	56	2 13/64"
G	67	2 41/64"
H	50	1 63/64"

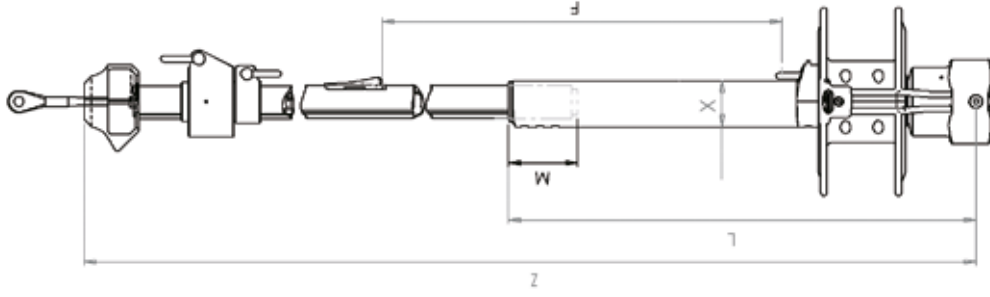


**C290 MODEL &
BELOW DECK FITTING**

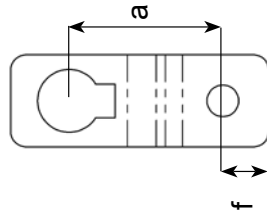
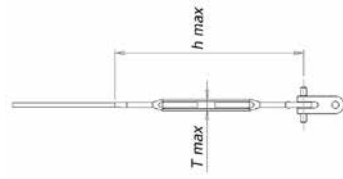
DIMENSIONS FOR MODELS FROM C320 TO C430 - R250 TO R430



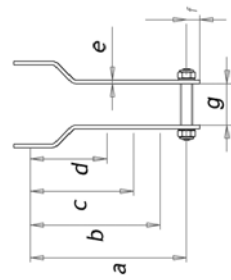
Standard fitting



with turnbuckle
cylinder



Short link plates



Long link plates

DIMENSIONS OF C290, C320, C350, C420, C430 MODELS

	C290				C320				C350				C420				C430			
	Standard		Turnbuckle cylinder		Standard		Turnbuckle cylinder		Standard		Turnbuckle cylinder		Standard		Turnbuckle cylinder		Standard		Turnbuckle cylinder	
	mm	ins	mm	ins	mm	ins	mm	ins	mm	ins	mm	ins	mm	ins	mm	ins	mm	ins	mm	ins
A	44	1 7/8"	44	1 7/8"	68	2 3/4"	68	2 3/4"	68	2 3/4"	68	2 3/4"	68	2 3/4"	68	2 3/4"	68	2 3/4"	68	2 3/4"
B	10	3/8"	10	3/8"	10	3/8"	10	3/8"	10	3/8"	10	3/8"	10	3/8"	10	3/8"	10	3/8"	10	3/8"
C	22	5/8"	22	5/8"	28	1 1/4"	28	1 1/4"	28	1 1/4"	28	1 1/4"	28	1 1/4"	28	1 1/4"	28	1 1/4"	28	1 1/4"
D	120	4 3/4"	180	7 1/2"	200	7 7/8"	200	7 7/8"	200	7 7/8"	200	7 7/8"	200	7 7/8"	200	7 7/8"	200	7 7/8"	200	7 7/8"
ØD1	140	5 3/4"	200	7 7/8"	222	8 3/4"	222	8 3/4"	222	8 3/4"	222	8 3/4"	222	8 3/4"	222	8 3/4"	222	8 3/4"	222	8 3/4"
E	79	3 1/8"	79	3 1/8"	103	4 1/16"	103	4 1/16"	103	4 1/16"	103	4 1/16"	103	4 1/16"	103	4 1/16"	103	4 1/16"	103	4 1/16"
F	293	11 1/2"	461	16 1/4"	442	15 1/2"	442	15 1/2"	442	15 1/2"	442	15 1/2"	442	15 1/2"	442	15 1/2"	442	15 1/2"	442	15 1/2"
G	96	3 3/4"	96	3 3/4"	125	4 7/8"	125	4 7/8"	125	4 7/8"	125	4 7/8"	125	4 7/8"	125	4 7/8"	125	4 7/8"	125	4 7/8"
Hmax	320	1 5/8"	110	4 21/64"	424	1 4 3/4"	137	5 25/64"	457	1 5 63/64"	154	6 1/16"	154	6 1/16"	154	6 1/16"	154	6 1/16"	154	6 1/16"
I	109	4 1/2"	109	4 1/2"	142	5 19/32"	142	5 19/32"	142	5 19/32"	142	5 19/32"	142	5 19/32"	142	5 19/32"	142	5 19/32"	142	5 19/32"
J	100	3 7/8"	72	2 53/64"	72	2 53/64"	72	2 53/64"	72	2 53/64"	72	2 53/64"	72	2 53/64"	72	2 53/64"	72	2 53/64"	72	2 53/64"
K	33	1 1/4"	33	1 1/4"	47	1 27/32"	47	1 27/32"	47	1 27/32"	47	1 27/32"	47	1 27/32"	47	1 27/32"	47	1 27/32"	47	1 27/32"
L	404	1 3 7/8"	181	7 1/4"	220	8 3/4"	220	8 3/4"	220	8 3/4"	220	8 3/4"	220	8 3/4"	220	8 3/4"	220	8 3/4"	220	8 3/4"
L1	18	45/64"	18	45/64"	20	25/32"	20	25/32"	20	25/32"	20	25/32"	20	25/32"	20	25/32"	20	25/32"	20	25/32"
M	78	35/64"	64	2 33/64"	75	2 15/16"	75	2 15/16"	75	2 15/16"	75	2 15/16"	75	2 15/16"	75	2 15/16"	75	2 15/16"	75	2 15/16"
N	25	63/64"	17	43/64"	21	53/64"	21	53/64"	21	53/64"	21	53/64"	21	53/64"	21	53/64"	21	53/64"	21	53/64"
O	45	1 49/64"																		
P	150	5 29/32"	157	6 3/16"	184	7 1/4"	184	7 1/4"	184	7 1/4"	184	7 1/4"	184	7 1/4"	184	7 1/4"	184	7 1/4"	184	7 1/4"
Q	98	3 55/64"	88	3 15/32"	108	4 1/4"	108	4 1/4"	108	4 1/4"	108	4 1/4"	108	4 1/4"	108	4 1/4"	108	4 1/4"	108	4 1/4"
R	80	3 5/32"	66	2 19/32"	66	2 19/32"	66	2 19/32"	66	2 19/32"	66	2 19/32"	66	2 19/32"	66	2 19/32"	66	2 19/32"	66	2 19/32"
S	170	6 11/64"																		
Tmax	29	1 9/64"	32	1 17/64"	42	1 21/32"	42	1 21/32"	42	1 21/32"	42	1 21/32"	42	1 21/32"	42	1 21/32"	42	1 21/32"	42	1 21/32"
U	213	8 25/64"	199	7 53/64"	245	9 41/64"	245	9 41/64"	245	9 41/64"	245	9 41/64"	245	9 41/64"	245	9 41/64"	245	9 41/64"	245	9 41/64"
V	66	2 19/32"	92	3 5/8"	105	4 9/64"	105	4 9/64"	105	4 9/64"	105	4 9/64"	105	4 9/64"	105	4 9/64"	105	4 9/64"	105	4 9/64"
W	97	3 13/16"	97	3 13/16"	115	4 17/32"	115	4 17/32"	115	4 17/32"	115	4 17/32"	115	4 17/32"	115	4 17/32"	115	4 17/32"	115	4 17/32"
X	46	1 13/16"			52	2 3/64"	52	2 3/64"	52	2 3/64"	52	2 3/64"	52	2 3/64"	52	2 3/64"	52	2 3/64"	52	2 3/64"
Y	29	1 9/64"	32	1 17/64"	35	13/8"	35	13/8"	35	13/8"	35	13/8"	35	13/8"	35	13/8"	35	13/8"	35	13/8"
Z	10370	34 1/4"	12160	39 10 3/4"	12475	39 10 3/4"	14215	46 7 3/4"	14535	47 8 1/4"	16230	53 2	16230	53 2	16230	53 2	16230	53 2	16230	53 2
Short link plates																				
a	50 (1 31/32")		50 (1 31/32")		55 (2 5/32")		55 (2 5/32")		55 (2 5/32")		55 (2 5/32")		55 (2 5/32")		55 (2 5/32")		55 (2 5/32")		55 (2 5/32")	
f	15 (19/32")		15 (19/32")		20 (25/32")		20 (25/32")		20 (25/32")		20 (25/32")		20 (25/32")		20 (25/32")		20 (25/32")		20 (25/32")	
Link plates																				
a	180	7 3/32"	340	1 1 1/12"	180	7 3/32"	500	1 7 11/16"	200	7 7/8"	500	1 7 3/4"	500	1 7 3/4"	200	7 7/8"	500	1 7 3/4"	250	9 27/32"
b	145	5 45/64"	305	1 1/64"	145	5 7/8"	465	1 6 5/16"	165	6 3/4"	465	1 6 5/16"	465	1 6 5/16"	165	6 3/4"	465	1 6 5/16"	215	8 21/32"
c	110	4 21/64"	270	10 5/8"	110	4 21/64"	430	1 4 7/8"	130	5 1/2"	430	1 4 7/8"	430	1 4 7/8"	130	5 1/2"	430	1 4 7/8"	180	7 31/64"
d	75	2 61/64"	235	9 1/4"	75	2 61/64"	395	1 3 9/16"	95	4 5/16"	395	1 3 9/16"	395	1 3 9/16"	95	4 5/16"	395	1 3 9/16"	145	6 19/64"
e	4	5/32"	4	5/32"	4	5/32"	4	5/32"	4	5/32"	4	5/32"	4	5/32"	4	5/32"	4	5/32"	4	5/32"
f	16	19/32"	16	19/32"	16	19/32"	16	43/64"	16	19/32"	16	43/64"	16	43/64"	16	19/32"	16	43/64"	16	19/32"
g	41	1 39/64"	41	1 39/64"	41	1 39/64"	41	1 39/64"	41	1 39/64"	41	1 39/64"	41	1 39/64"	41	1 39/64"	41	1 39/64"	61	2 9/16"

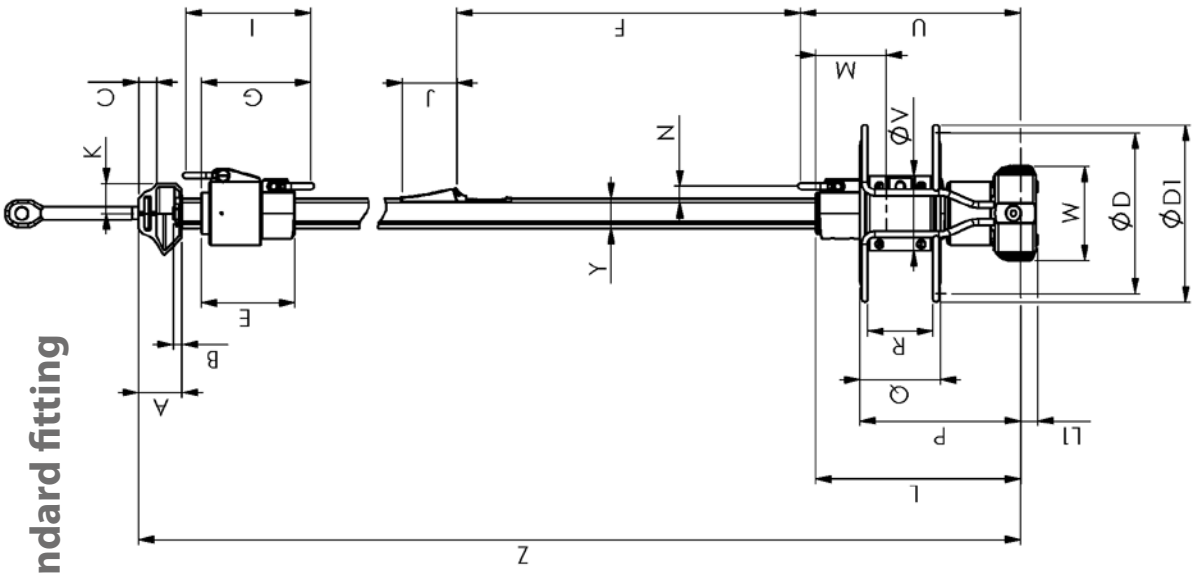
DIMENSIONS OF R250, R350, R420, R430 MODELS

	R250				R350				R420				R430			
	Standard		Turnbuckle cylinder		Standard		Turnbuckle cylinder		Standard		Turnbuckle cylinder		Standard		Turnbuckle cylinder	
	mm	ins	mm	ins	mm	ins	mm	ins	mm	ins	mm	ins	mm	ins	mm	ins
A	32	1 7/64"	See Standard	See Standard	44	1 47/64"	See Standard	See Standard	68	2 43/64"	See Standard	See Standard	68	2 43/64"	See Standard	See Standard
B	10	13/32"	See Standard	See Standard	10	13/32"	See Standard	See Standard	10	13/32"	See Standard	See Standard	10	13/32"	See Standard	See Standard
C	16	5/8"	See Standard	See Standard	22	55/64"	See Standard	See Standard	28	17/64"	See Standard	See Standard	28	17/64"	See Standard	See Standard
D	130	5 1/8"	See Standard	See Standard	180	7 3/32"	See Standard	See Standard	220	8 21/32"	See Standard	See Standard	220	8 21/32"	See Standard	See Standard
ØD1	150	5 29/32"	See Standard	See Standard	200	7 7/8"	See Standard	See Standard	242	9 17/32"	See Standard	See Standard	242	9 17/32"	See Standard	See Standard
E	79	3 1/8"	See Standard	See Standard	103	4 1/16"	See Standard	See Standard	103	4 1/16"	See Standard	See Standard	140	5 33/64"	See Standard	See Standard
F	460	1' 6 7/64"	731	2' 4 3/4"	461	1' 6 1/4"	775	2' 6 1/2"	442	1' 5 1/2"	808	2' 7 3/4"	442	1' 5 1/2"	808	2' 7 3/4"
G	96	3 25/32"	See Standard	See Standard	125	4 7/8"	See Standard	See Standard	126	4 61/64"	See Standard	See Standard	170	6 11/16"	See Standard	See Standard
H max	88	3 15/32"	359	1' 2 1/4"	110	4 21/64"	424	1' 4 3/4"	154	6 1/16"	520	1' 8 1/2"	154	6 1/16"	520	1' 8 1/2"
I	109	4 19/64"	See Standard	See Standard	142	5 19/32"	See Standard	See Standard	144	5 43/64"	See Standard	See Standard	196	7 3/4"	See Standard	See Standard
J	72	2 53/64"	See Standard	See Standard	72	2 53/64"	See Standard	See Standard	72	2 53/64"	See Standard	See Standard	72	2 53/64"	See Standard	See Standard
K	25	63/64"	See Standard	See Standard	33	1 1/4"	See Standard	See Standard	47	1 27/32"	See Standard	See Standard	47	1 27/32"	See Standard	See Standard
L	163	6 27/64"	434	1' 5 3/32"	181	7 1/4"	495	1' 7 1/2"	236	9 19/64"	601	1' 11 1/2"	236	9 19/64"	601	1' 11 1/2"
L1	18	45/64"	See Standard	See Standard	18	45/64"	See Standard	See Standard	20	25/32"	See Standard	See Standard	20	25/32"	See Standard	See Standard
M	68	2 43/64"	See Standard	See Standard	64	2 33/64"	See Standard	See Standard	75	2 15/16"	See Standard	See Standard	75	2 15/16"	See Standard	See Standard
N	15	19/32"	See Standard	See Standard	15	19/32"	See Standard	See Standard	17	43/64"	See Standard	See Standard	17	43/64"	See Standard	See Standard
O																
P	133	5 15/44"	See Standard	See Standard	157	6 3/16"	See Standard	See Standard	203	7	See Standard	See Standard	203	7 63/64"	See Standard	See Standard
Q	74	2 29/32"	See Standard	See Standard	88	3 15/32"	See Standard	See Standard	115	4 17/32"	See Standard	See Standard	115	4 17/32"	See Standard	See Standard
R	60	2 23/64"	See Standard	See Standard	66	2 19/32"	See Standard	See Standard	90	3 9/16"	See Standard	See Standard	90	3 9/16"	See Standard	See Standard
S																
T max	26	1 1/32"	See Standard	See Standard	32	1 17/64"	See Standard	See Standard	42	1 21/32"	See Standard	See Standard	42	1 21/32"	See Standard	See Standard
U	165	6 1/2"	See Standard	See Standard	199	7 53/64"	See Standard	See Standard	262	10 1/2"	See Standard	See Standard	262	10 1/2"	See Standard	See Standard
V	76	2 63/64"	See Standard	See Standard	92	3 5/8"	See Standard	See Standard	105	4 9/64"	See Standard	See Standard	105	4 9/64"	See Standard	See Standard
W	97	3 13/16"	See Standard	See Standard	97	3 13/16"	See Standard	See Standard	115	4 17/32"	See Standard	See Standard	115	4 17/32"	See Standard	See Standard
X			40	1 37/64"			52	2 1/16"			60	2 23/64"			60	2 23/64"
Y	25	63/64"	See Standard	See Standard	35	13/8"	See Standard	See Standard	42	1 21/32"	See Standard	See Standard	42	1 21/32"	See Standard	See Standard
Z	8127	26' 7 63/64"	8398	27' 6 1/2"	12160	39' 10 3/4"	12475	40' 11 1/4"	14230	46' 8 1/4"	14595	47' 10 5/8"	16230	53' 2"	16595	54' 5"
Short link plates																
a	50	(1 32/32")	50	(1 32/32")	50	(1 32/32")	50	(1 32/32")	55	(2 5/32")	55	(2 5/32")	55	(2 5/32")	55	(2 5/32")
f	15	(19/32")	15	(19/32")	15	(19/32")	15	(19/32")	20	(25/32")	20	(25/32")	20	(25/32")	20	(25/32")
Link plates		Long		Medium		Long		Medium		Long		Medium		Long		Medium
a	340	1' 1 25/64"	180	7 3/32"	340	1' 1 25/64"	180	7 3/32"	500	1' 7 3/4"	200	7 7/8"	500	1' 7 3/4"	250	9 27/32"
b	305	1' 1/64"	145	5 7/8"	305	1' 1/64"	145	5 7/8"	465	1' 6 5/16"	165	6 3/4"	465	1' 6 5/16"	215	8 1/4"
c	270	10 5/8"	110	4 23/32"	270	10 5/8"	110	4 23/32"	430	1' 4 7/8"	130	5 1/2"	430	1' 4 7/8"	180	6 3/4"
d	235	9 1/4"	75	3 9/16"	235	9 1/4"	75	3 9/16"	395	1' 3 9/16"	95	4 5/16"	395	1' 3 9/16"	145	5 1/8"
e	4	5/32"	4	5/32"	4	5/32"	4	5/32"	4	5/32"	4	5/32"	4	5/32"	4	5/32"
f	16	19/32"	16	19/32"	16	19/32"	16	19/32"	16	19/32"	16	43/64"	16	19/32"	16	43/64"
g	41	1 39/64"	41	1 39/64"	41	1 39/64"	41	1 39/64"	41	1 39/64"	41	1 39/64"	61	2 9/16"	61	2 9/16"

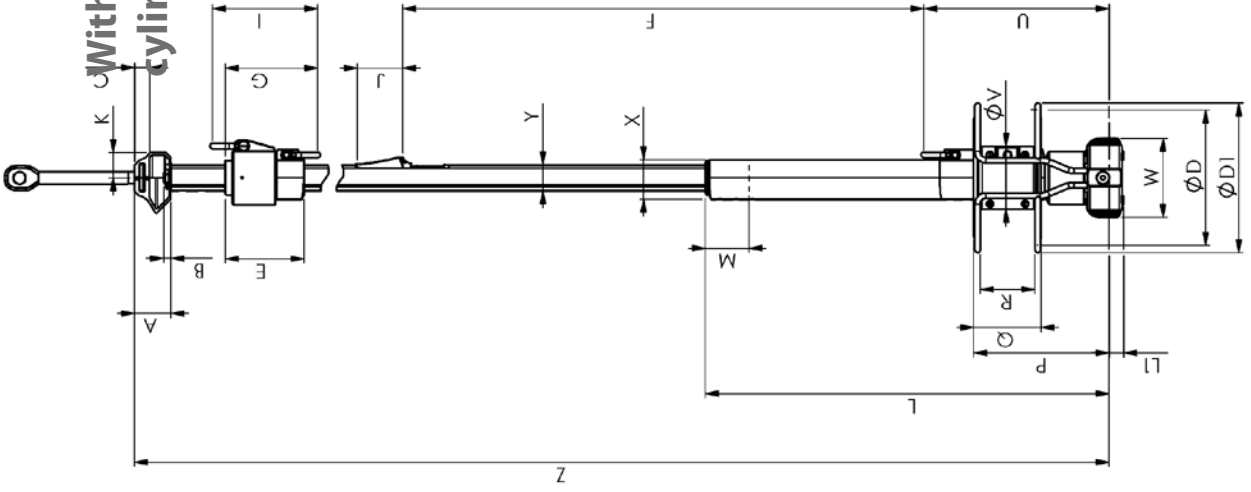
	C480						R480						C520						C530					
	Standard			Turnbuckle cylinder			Standard			Turnbuckle cylinder			Standard			Turnbuckle cylinder			Standard			Turnbuckle cylinder		
	mm	inch		mm	inch		mm	inch		mm	inch		mm	inch		mm	inch		mm	inch		mm	inch	
A	68	2 43/64"		See standard	See standard		68	2 43/64"		See standard	See standard		68	2 43/64"		See standard	See standard		68	2 43/64"		See standard	See standard	
B	14	35/64"		See standard	See standard		14	35/64"		See standard	See standard		14	35/64"		See standard	See standard		14	35/64"		See standard	See standard	
C	28	1 7/64"		See standard	See standard		28	1 7/64"		See standard	See standard		28	1 7/64"		See standard	See standard		28	1 7/64"		See standard	See standard	
ØD	250	9 27/32"		See standard	See standard		250	9 27/32"		See standard	See standard		250	9 27/32"		See standard	See standard		250	9 27/32"		See standard	See standard	
ØD1	276	10 1 55/64"		See standard	See standard		276	10 1 55/64"		See standard	See standard		276	10 1 55/64"		See standard	See standard		276	10 1 55/64"		See standard	See standard	
E	146	5 3/4"		See standard	See standard		146	5 3/4"		See standard	See standard		146	5 3/4"		See standard	See standard		168	5 3/4"		See standard	See standard	
F	535	1 9 1/8"		See standard	See standard		535	1 9 1/8"		See standard	See standard		535	1 9 1/8"		See standard	See standard		535	1 9 1/8"		1062	3 5 13/16"	
G	170.5	6 11/16"		See standard	See standard		170	6 11/16"		See standard	See standard		170	6 11/16"		See standard	See standard		192.5	6 11/16"		See standard	See standard	
H max	205	8 5/64"		See standard	See standard		205	8 5/64"		See standard	See standard		205	8 5/64"		See standard	See standard		223	8 5/64"		748	2 4 47/64"	
I	194	7 41/64"		See standard	See standard		194	7 41/64"		See standard	See standard		194	7 41/64"		See standard	See standard		218	7 41/64"		See standard	See standard	
J	84	3 5/16"		See standard	See standard		84	3 5/16"		See standard	See standard		84	3 5/16"		See standard	See standard		84	3 5/16"		See standard	See standard	
K	47	1 27/32"		See standard	See standard		47	1 27/32"		See standard	See standard		47	1 27/32"		See standard	See standard		47	1 27/32"		See standard	See standard	
L	319	10 9/16"		See standard	See standard		319	10 9/16"		See standard	See standard		319	10 9/16"		See standard	See standard		337	10 9/16"		863	2 9 17/64"	
L1	27	1 1/8"		See standard	See standard		27	1 1/8"		See standard	See standard		27	1 1/8"		See standard	See standard		27	1 1/8"		See standard	See standard	
M	100	3 15/16"		See standard	See standard		100	3 15/16"		See standard	See standard		100	3 15/16"		See standard	See standard		100	3 15/16"		See standard	See standard	
N	23.5	29/32"		See standard	See standard		23.5	29/32"		See standard	See standard		21.5	27/32"		See standard	See standard		21.5	27/32"		See standard	See standard	
P	250	9 27/32"		See standard	See standard		250	9 27/32"		See standard	See standard		250	9 27/32"		See standard	See standard		268	9 27/32"		See standard	See standard	
Q	125	4 59/64"		See standard	See standard		125	4 59/64"		See standard	See standard		125	4 59/64"		See standard	See standard		125	4 59/64"		See standard	See standard	
R	101	3 31/32"		See standard	See standard		101	3 31/32"		See standard	See standard		101	3 31/32"		See standard	See standard		101	3 31/32"		See standard	See standard	
T max	52	2 3/64"		See standard	See standard		52	2 3/64"		See standard	See standard		52	2 3/64"		See standard	See standard		52	2 3/64"		See standard	See standard	
U	342	1 1 15/32"		See standard	See standard		342	1 1 15/32"		See standard	See standard		342	1 1 15/32"		See standard	See standard		360	1 1 15/32"		See standard	See standard	
ØV	116	4 9/16"		See standard	See standard		116	4 9/16"		See standard	See standard		116	4 9/16"		See standard	See standard		116	4 9/16"		See standard	See standard	
W	146	5 3/4"		See standard	See standard		146	5 3/4"		See standard	See standard		146	5 3/4"		See standard	See standard		146	5 3/4"		See standard	See standard	
X	-			73	2 7/8"		-			73	2 7/8"		-			73	2 7/8"		-			73	2 7/8"	
Y	48	1 57/64"		See standard	See standard		48	1 57/64"		See standard	See standard		52	2 3/64"		See standard	See standard		52	2 3/64"		See standard	See standard	
Z	18287	59 11 5/16"		18712	61 4 11/16"		18287	59 11 5/16"		18712	61 4 11/16"		20287	66 6 11/16"		20812	68 3 3/8"		22305	73 2 5/32"		22830	74 10 13/16"	
Link plates				Medium	Long					Medium	Long					Medium	Long					Medium	Long	
a1	325	10 51/64"		675	22 37/64"		325	10 51/64"		675	22 37/64"		325	10 51/64"		675	22 37/64"		325	10 51/64"		675	22 37/64"	
a2	275	10 53/64"		625	20 39/64"		275	10 53/64"		625	20 39/64"		275	10 53/64"		625	20 39/64"		275	10 53/64"		625	20 39/64"	
a3	225	8 55/64"		575	1 10 41/64"		225	8 55/64"		575	1 10 41/64"		225	8 55/64"		575	1 10 41/64"		225	8 55/64"		575	1 10 41/64"	
a4	175	6 57/64"		525	1 8 43/64"		175	6 57/64"		525	1 8 43/64"		175	6 57/64"		525	1 8 43/64"		175	6 57/64"		525	1 8 43/64"	
a5	125	4 59/64"		475	1 6 45/64"		125	4 59/64"		475	1 6 45/64"		125	4 59/64"		475	1 6 45/64"		125	4 59/64"		475	1 6 45/64"	
a6				425	1 4 47/64"					425	1 4 47/64"					425	1 4 47/64"					425	1 4 47/64"	
e	6	15/64"		6	15/64"		6	15/64"		6	15/64"		6	15/64"		6	15/64"		6	15/64"		6	15/64"	
f	25	63/64"		25	63/64"		25	63/64"		25	63/64"		25	63/64"		25	63/64"		25	63/64"		25	63/64"	
g	64 or 81	2 33/64"		64 or 81	2 33/64"		64 or 81	2 33/64"		64 or 81	2 33/64"		64 or 81	2 33/64"		64 or 81	2 33/64"		64 or 81	2 33/64"		64 or 81	2 33/64"	
	81	or 3 3/16"		or 3 3/16"	or 3 3/16"		or 3 3/16"	or 3 3/16"		or 3 3/16"	or 3 3/16"		or 3 3/16"	or 3 3/16"		or 3 3/16"	or 3 3/16"		64 or 81	2 33/64"		64 or 81	2 33/64"	

DIMENSIONS FOR C480, C520, C530 AND R480 MODELS

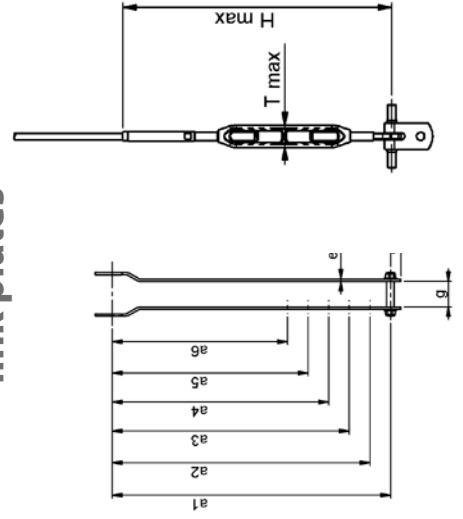
Standard fitting



With turnbuckle cylinder



Long and medium link plates



PROFURL DISTRIBUTORS PER COUNTRY

Country	Name	Zip code	Town	Area code	Phone	E-mail
Australia	Wichard Pacific Pty Ltd	NSW 2044	St Peters	61	295 160 677	info@wichard.com.au
Azores	Boat & Sailservice	9500-771	Sao Miguel	351	963925707	boatsailservice@gmx.net
Azores	Mid Atlantic Yacht Services	9900-114	Horta	351	292 391 616	mays@mail.telepac.pt
Belgium	Elvstrom Sails Benelux	2000	Antwerpen	32	0 495707870	info@elvstromsails.be
Belgium	Plaisance Diffusion	1030	Bruxelles	32	0 2 216 79 34	info@plaisance.be
Belgium	Technique Voile	4432	Alleur	32	0 42 63 4041	info@technique-voile.be
Belgium	West Diep Yachting Center	8620	Nieuwpoort	32	0 58 23 40 61	info@westdiep.com
Belgium	Wittevrongel Sails & Rigging	8370	Blankenberge	32	0 50 41 18 63	ian@wittevrongel.be
Brazil	Rio Sail Tech	22290-240	Rio de Janeiro	55	254 202 33	contato@riosailtech.com.br
Canada	WPG Canada	J0B 3G0	Stoke (Québec)	1	819 878 30 18	info@wichard.ca
Canary islands	Nordest	38370	La Matanza Tenerife	34	922 577 322	nordest@nordest-canarias.com
Chile	Oceanic Chile		Santiago	562	244 20 20	contacto@oceanic.cl
China	Sunrise Marineware Ltd		Shenzhen	86	755 866 50 101	sales@sunrisemw.com
Croatia	Aspar Rigging	51211	Matulji	385	51 343 230	aspar-rigging@ri.t-com.hr
Croatia	Ramina Pomorstvo	21000	Split	385	2139 82 33	office@raminapomorstvo.hr
Denmark	PS Rigging	6200	Aabenraa	45	31 69 31 39	info@ps-rigging.com
Dutch Caribbean	Budget Marine St Martin		Philipsburg	1	5 995 443 134	stmaarten@budgetmarine.com
Dutch Caribbean	FKG Marine St Martin		Philipsburg	599	544 47 33	info@fkgmarine.com
Finland	Oy Maritim AB	210	Helsinki	358	10 27 40 320	maritim@maritim.fi
France	Wichard S.A.S	63300	Thiers	33	(0)4 73 51 65 00	marine@wichard.com
French Polynesia	Tahiti Sport / Nauti Sport	98713	Papeete	689	50 59 59	tahiti.sport@tahiti-sport.pf
Germany	Pfeiffer Marine GmbH	78345	Moss am Bondese	49	07732 9950 32	info@pfeiffer-marine.de
Greece	Nautilus	17455	Alimos / Athens	30	210 98 54 238	info@nautilus.gr
Greece	A.Andreou & Co	Tk 18346	Athens	30	210 48 28 452	info@aandreou.gr
Grenada	Turbulence Ltd Grenada		Prickly bay	473	439 44 95	turbsail@spiceisle.com
Guadeloupe	Caraibe Greement Guadeloupe	97110	Pointe À Pitre	590	90 82 01	caraibegreement@hotmail.com
Hong Kong	Storm Force Marine Ltd		Wanchai	852	28 660 114	sales@stormforcemarine.com
Hungaria	Fuke Yachts (Hullam 04)	8220	Balatonalmadi	36	884 328 97	info@fukeyacht.hu
Israel	Atlantis Marine	63453 25	Tel Aviv	972	(03) 522 7978	atlantis@inter.net.il
Italy	C-Marine S.r.l	19030	Bocca Di Magra - Sp	39	0187 67 08 28	info@cmarine.it
Japan	Cosmos Marine Ltd	556-0023	Osaka	81	665 672 397	cosmarin@pure.ne.jp
Japan	Marine Service Kojima	238-0225	Knagawa	81	457 903 581	kojima@mskojima.co.jp
Malta	Wichard France			33	(0)6 01 22 20 50	smotte@wichard.com
Martinique	Caraibe Marine	97290	Le Marin	596	74 80 33	cgmar@wanadoo.fr
Netherlands	Masterspars	1693 BN	Wervershoof	31	(0)610627948	sales@masterspars.com
New Caledonia	Marine Corail	98800	Nouméa	687	27 58 48	info@marine-corail.nc
New Caledonia	Pacific Accastillage	98845	Nouméa	687	78 78 46	pacificaccastillage@gmail.com
New Zealand	Kiwi Yachting	90114	Auckland	64	9 36 00 30 0	sales@kiwiyachting.co.nz
Norway	Hovdan-Poly	668	Oslo	47	23 14 12 60	post@hovdan.no
Poland	Majer Na Fali	01-971	Varsovie	48	533 655 095	office@majernafali.pl
Portugal	Lisnautica Lda	1300-340	Lisbon	351	21 36 39 084	lisnautica@gmail.com
Portugal	Just Boats Lda	8100-263	Loule	351	281 971 179	info@just-boats.net
Portugal	Blaus 3 Sailing Services	8100-068	Boliquime	351	916 267 103	info@blaus.pt
Réunion Island	La voilerie du port	97420	Le Port	33	(0)6 92 21 76 69	voilerieduport@hotmail.com
Russia	Fordewind-Regatta	197110	Saint Petersburg	7	8 123 201 853	info@fordewind.spb.ru
Saint Martin	Yacht Rigging St Martin	97150	Saint Martin	590	29 52 52	mustyachtrigging@domaccess.com
Singapore	Intermarine Supply	639078	Jurong	65	686 33 966	ropes@intermarine.com.sg
Slovenia	Skipper Portoroz	6320	Portoroz	386	5 67 770 11	skipper@siol.net
South Africa	Zenith International	7435	Cape Town	27	215 553 470	profurl@mweb.co.za
Spain	YangBela Technic Sail S.L.	20280	Hondarribia	34	9 436 44 459	edouardo@yangbela.com
Sweden	Liros Skandinavia AB	42750	Billdal	46	3191 52 00	info@lirosropes.se
Switzerland	Megroz Voiles	1070	Puidoux	41	21 946 49 49	pm@fragniere-megroz.ch
Switzerland	MW Matelotage	1252	Meinier	41	79 203 41 11	denis.menetrey@mwmatelotage.ch
Taiwan	Storm Force Marine Ltd		Wanchai	852	28 660 114	sales@stormforcemarine.com
Thailand	Sail in Siam Co Ltd	20250	Chonburri	66	818 375 507	info@sailinsiam.com
Trinidad and Tobago	Budget Marine Trinidad Ltd		Chaguaramas	1	868-634-2006	trinidad@budgetmarine.com
Turkey	Alpha Yacht Management	48700	Mugla	90	5452918266	yalin@carbottix.eu
United Kingdom	Proboat Ltd	CMO 8TE	Burnham-On-Crouch	44	1 621 78 54 55	sales@proboat.co.uk
Uruguay	Kraen Sa	70.000	Colonia	598	52-23814	kraen@adinet.com.uy
USA	Wichard, Inc.	NC 28206	Charlotte	1	4 016 835 055	usasales@wichard.com

They sail with Profurl !



Ian Lipinski -
Class 40



Round the world as a family,
Sarah and Aurélien



Pierre Leboucher -
Figaro 3



Beneteau - Oceanis

WICHARD S.A.S

1, ZI de Felet - CS 50085
63307 Thiers Cedex
France
Tel +33 (0)4 73 51 65 00
Fax +33 (0)4 73 80 62 81
E-mail : marine@wichard.com

Hotline / Technical Support / After sales service

Z.A Pornichet Atlantique
16 av du Gulf Stream
44380 Pornichet - France
Tel +33 (0)2 51 76 00 35
Fax +33 (0)2 40 01 40 43
E-mail : hotline@wichard.com

WICHARD, Inc.

North America
3901 Pine Grove Circle
Charlotte, NC 28206
Tel: +1 (401) 683-5055
Fax: +1 (802) 655-4689
E-mail: usasales@wichard.com

WICHARD Pacific Pty Ltd

PO Box 104 St Peters
NSW 2044
Australia
Phone: +61 2 9516 0677
Fax: +61 2 9516 0688
E-mail: info@wichard.com.au

www.profurl.com