


1

Thread ribbon end through oral tube bracket.




2

Thread back up through second hole towards outer edge




3

Thread back through inside hole




4

Leave 60mm on tail from end of plastic




5

Slide toggle on to ribbon and pass ribbon through inside hole on grey plastic activation slider




6

Wrap round and pass through inside hole again



7


Pass ribbon through outer hole



8


Leave roughly 60mm of tail

Length of ribbon should roughly be the length from bladder weld to weld



9

Slide tail through toggle



10

Attach slider to MOB 1



11

Place toggle into gap on the slider



12

Attach plastic cap to MOB 1 unit



13

Double check the ribbon measures no longer than the length of the weld to weld on the bladder

