

SHACKLES

SHACKLES

Petersen Stainless Rigging Ltd. have been producing shackles since day one and the special manufacturing processes we use allows us to make the best quality shackles available on the market today.

Forged shackles are inherently stronger than cast ones (as most low-cost shackles are) as they make use of grain structure from the drawing process used to produce the blanks. Electrical upset forging takes things one stage further by ensuring the grain flows around the shackle head to give maximum strength. Furthermore electrical upsetting does not result in further cold-work which results in benefits for fatigue and corrosion resistance. Upset forging is also extremely flexible so we can make shackles on a custom basis to customers requirements in small quantities with little or no tooling cost.

Shackles are supplied as standard on backing cards. Each card details the product code, barcode, description, material and breaking load of the shackle. Shackles can be supplied bulk-packed for OEM customers - please contact us for further information.

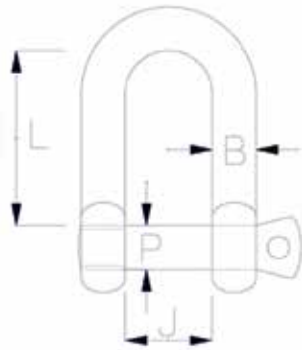


SHACKLE PIN TYPES

Suffix Code with pin type. No Suffix - Standard Pin RS - Shake Proof Pin C - Socket Head Pin

PIN	DESCRIPTION	SIZES	PIN	DESCRIPTION	SIZES	PIN	DESCRIPTION	SIZES
	Standard Screw Pin	4mm to 19mm		Shake Proof Retain Pin	5mm to 16mm		Socket Head Pin	5mm to 19mm

MARINE SHACKLES HIGH RESISTANCE SHACKLES

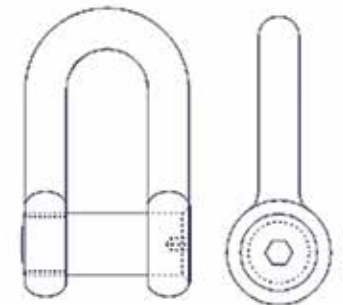


PRODUCT CODE	PIN P	BODY B	JAW J	INSIDE L	MBL KGS	WEIGHT
HRD06	6mm	6mm	12mm	20mm	2,700	24g
HRD08	8mm	8mm	16mm	26mm	4,400	53g
HRD10	10mm	9.5mm	20mm	33mm	7,500	97g
HRD12	12mm	12.7mm	24mm	39mm	10,000	237g
HRD14	14mm	14.3mm	28mm	49mm	14,000	365g
HRD16	16mm	16mm	32mm	56mm	19,000	470g
HRD20	20mm	20mm	40mm	70mm	28,000	605g

Available in Larger Sizes Available

PIN SIZE	KEY SIZE
5mm	2mm
6mm	3mm
8mm	4mm
10mm	4mm
11mm	5mm
12mm	5mm
16mm	6mm
19mm	6mm

MARINE SHACKLES SOCKET HEAD PIN



MARINE SHACKLES STAINLESS STEEL 316 BOW



PRODUCT CODE	PIN P	BODY B	JAW J	BOW B	INSIDE L	M.B.L*	NOMINAL WEIGHT
B04	4mm	4mm	8mm	12mm	18mm	600kgs	9g
B05	5mm	5mm	10mm	16mm	22mm	1200kgs	14g
B06	6mm	6mm	13mm	19mm	28mm	1600kgs	28g
B08	8mm	8mm	16mm	25mm	35mm	2400kgs	59g
B10	9.5mm	9.5mm	19mm	28mm	38mm	3800kgs	106g
B11	11mm	11mm	22mm	33mm	46mm	4800kgs	161g
B12	12.7mm	12.7mm	26mm	38mm	52mm	6000kgs	270g
B16	16mm	14.3mm	29mm	43mm	60mm	8000kgs	500g
B19	19mm	16mm	32mm	50mm	68mm	10000kgs	630g

Larger shackles manufactured to order. Refer to shake proof and socket head shackle specification sheet for details of pins. Specialist shackles to OEM design also available. Contact our sales department for a very competitive quote. * typical minimum breaking load

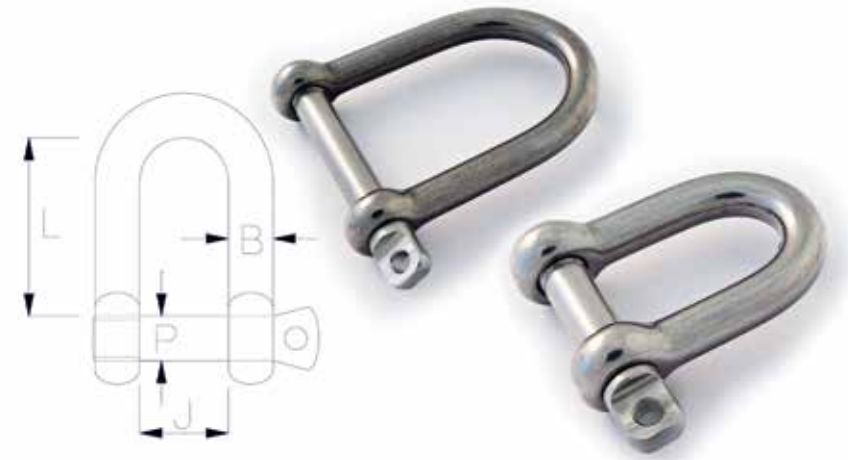
STAINLESS STEEL 316 D SHACKLES

PRODUCT CODE	PIN P	BODY B	JAW J	INSIDE L	M.B.L*	NOMINAL WEIGHT
D04	4mm	4mm	8mm	16mm	800 Kgs	7g
D05	5mm	5mm	10mm	20mm	1500 Kgs	13g
D06	6mm	6mm	13mm	25mm	1950 Kgs	24g
D08	8mm	8mm	16mm	32mm	3000 Kgs	53g
D10	9.5mm	9.5mm	19mm	38mm	4800 Kgs	97g
D11	11mm	11mm	22mm	44mm	6000 Kgs	152g
D12	12.7mm	12.7mm	26mm	52mm	7500 Kgs	237g
D16	16mm	14.3mm	29mm	58mm	10000 Kgs	450g
D19	19mm	16mm	32mm	64mm	14000 Kgs	585g


STAINLESS STEEL GRADE 316 WIDE D SHACKLES

WD05	5mm	5mm	20mm	30mm	750 Kgs	15g
WD06	6mm	6mm	25mm	32mm	1300 Kgs	31g
WD08	8mm	8mm	32mm	48mm	2000 Kgs	65g
WD10	10mm	10mm	40mm	60mm	3300 Kgs	116g

MARINE SHACKLES STAINLESS STEEL 316 D AND WIDE D



MARINE SHACKLES STAINLESS STEEL 316 LONG D AND TWIST



STAINLESS STEEL 316 LONG D SHACKLES

PRODUCT CODE	PIN P	BODY B	JAW J	INSIDE L	M.B.L. *	WEIGHT
LD04	4mm	4mm	8mm	24mm	600 Kgs	12g
LD05	5mm	5mm	10mm	29mm	1200 Kgs	20g
LD06	6mm	6mm	13mm	43mm	1600 Kgs	32g
LD08	8mm	8mm	16mm	49mm	2400 Kgs	69g
LD10	9.5mm	9.5mm	19mm	55mm	3800 Kgs	117g

STAINLESS STEEL GRADE 316 LONG TWIST SHACKLES

PRODUCT CODE	PIN P	BODY B	JAW J	INSIDE L	M.B.L. *	WEIGHT
LT04	4mm	4mm	8mm	24mm	600 Kgs	12g
LT05	5mm	5mm	10mm	28mm	1200 Kgs	20g
LT06	6mm	6mm	13mm	38mm	1600 Kgs	32g
LT08	8mm	8mm	16mm	45mm	2400 Kgs	69g
LT10	9.5mm	9.5mm	19mm	50mm	3800 Kgs	117g

Larger Shackles Manufactured to Order

Inspection certificate BS EN10204 3.1b available on request. This must be specified at the time of order.

PRODUCT CODE	PIN P	BODY B	JAW J	INSIDE L	M.B.L.*	NOMINAL WEIGHT
T04	4mm	4mm	8mm	15.5mm	600 Kgs	7g
T05	5mm	5mm	10mm	17.5mm	1200 Kgs	13g
T06	6mm	6mm	13mm	21mm	1600 Kgs	24g
T08	8mm	8mm	16mm	26mm	2400 Kgs	53g
T10	9.5mm	9.5mm	19mm	32mm	3800 Kgs	97g
T11	11mm	11mm	22mm	39mm	4800 Kgs	152g
T12	12.7mm	12.7mm	26mm	44mm	6000 Kgs	237g
T16	16mm	14.3mm	29mm	50mm	8000 Kgs	450g
T19	19mm	16mm	32mm	57mm	11000 Kgs	585g

MARINE SHACKLES STAINLESS STEEL 316 TWIST

