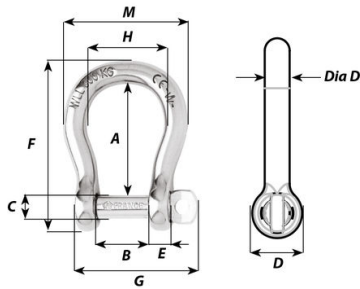


## Self-locking bow shackle - Dia 4 mm

Part #1241



### Description

Self-locking bow shackle forged in grade 316L stainless steel  
The pin is locked into one of the indentations  
No risks of loose due to vibrations  
Outstanding working and breaking loads  
WLL: only for industrial applications (lifting i.e...)  
CE marking and batch number



### Applications

To be used when ample room is required  
Possibility to attach several lines or cables

## Technical information

Materials	316 stainless steel grade
 Working load (kg)	320
 WLL (kg)	140
Breaking load (kg)	700
Weight (g)	9
A (mm)	18
B (mm)	8
C (mm)	4
D (mm)	8
D diameter (mm)	4
M (mm)	21

### Caption

-  Working load (WL) : for nautical applications
-  Working Load Limit (WLL): for industrial applications only.  
The safety factor is 5 times the breaking load.  
 $WLL = \text{Breaking load} / 5$

Wichard strives to ensure, to the best of its ability, the accuracy and the update of the information disseminated on this document, and reserves the right to correct at any time and without notice the content, as well as to evolve its products.

In the case of an industrial application, please contact our sales and technical department to validate the use of these products. The request for certificates can be made directly with the sales department when ordering the products.

Non-contractual pictures.