

HR bow shackle - Dia 20 mm

Part #11248





Description

Forged bow shackle in HR stainless steel grade (17,4 PH)
Outstanding working and breaking load
A HR shackle can be up to 60% more resistant than a shackle in 316L stainless steel
WLL: only for industrial applications (lifting i.e...)
CE marking and batch number



Applications

Applications requesting high loads
To be used when ample room is required
Possibility to attach several lines or cables
Do not use for mooring applications

Technical information

Materials	HR 17.4 PH stainless steel grade	
 Working load (kg)		8800
 WLL (kg)		5600
Breaking load (kg)		28000
Weight (kg)		1.011
A (mm)		80
B (mm)		40
C (mm)		20
D (mm)		40
D diameter (mm)		20
E (mm)		18
M (mm)		100

Caption

-  Working load (WL) : for nautical applications
-  Working Load Limit (WLL): for industrial applications only.
The safety factor is 5 times the breaking load.
WLL = Breaking load / 5

Wichard strives to ensure, to the best of its ability, the accuracy and the update of the information disseminated on this document, and reserves the right to correct at any time and without notice the content, as well as to evolve its products.

In the case of an industrial application, please contact our sales and technical department to validate the use of these products. The request for certificates can be made directly with the sales department when ordering the products.

Non-contractual pictures.